

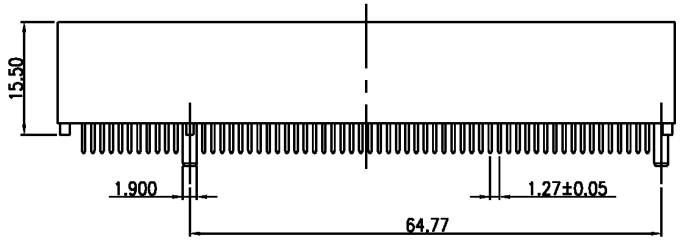

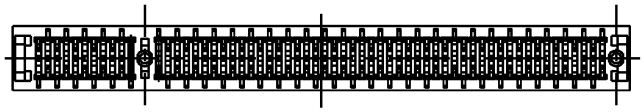

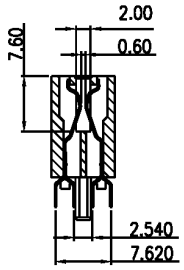

SECTION:A–A

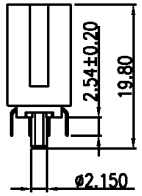

SPECIFICATIONS

Voltage rating:	250VAC
Current rating:	1 amp
Contact material:	See table
Contact resistance:	30 milliohms max.
Contact plating:	Gold over nickel in contact area Tin over nickel on solder tails
Insulator material:	Thermoplastic +GF, UL94V-0
Insulation resistance:	1,000 megohms min.
Withstanding:	500VAC for 1 min.
Insertion force:	230g per contact pair max.
Withdrawal force:	15g per contact pair min.
Retention force:	460g per contact min.
Operating temperature:	-55°C to +105°C
Processing temperature:	260°C/10sec.



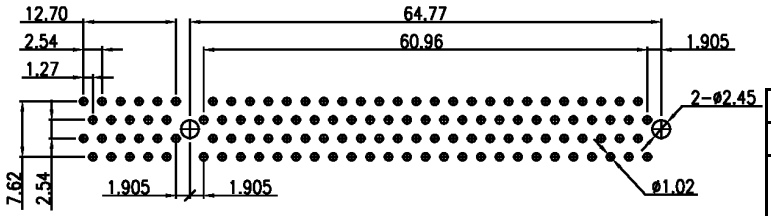

RoHS compliant

Series	Type	Version	Positions	Mounting	Contact Material	Plating
CCE	PCI	CB5002	120	XX	X	
Card edge connector	Peripheral Component Interconnect	2.54mm Pitch See Drawing	120 Pos.	ST=Straight RA=Right angle SD=Straddle tail	B=Brass P=Phos. Bronze	SGXX=Duplex XX;Flash if blank, 10,15,30µ”

Rev.	Description	Date	Approved	Drawing	Name	Date
				Approved	Howard	08/10/99
				Checked	Lizzy	08/10/99
				Drawn	Tina	08/10/99
				0.0 ± 0.35	0.00 ± 0.20	Angles ± 3’
				UNIT: mm		

Central Components Manufacturing
440 Lincoln Blvd., Middlesex, New Jersey 08846
Phone 732 469-5720 888 288-5152 Fax 732 469-1919

Part No.: **CCE-PCI-CB5002-120-ST-X-XX**

Description: PCI card edge connector, 120 pins