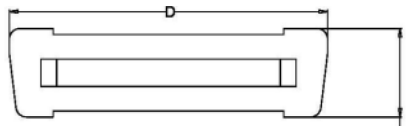
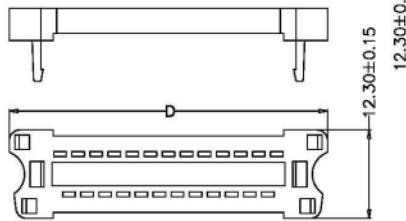


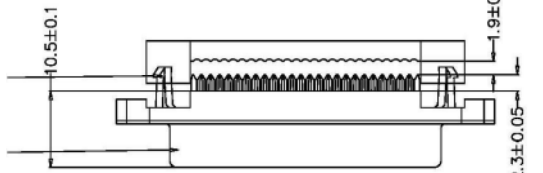
①



②



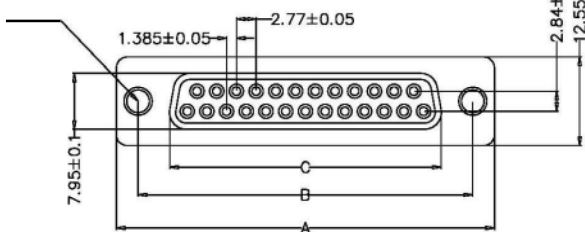
③



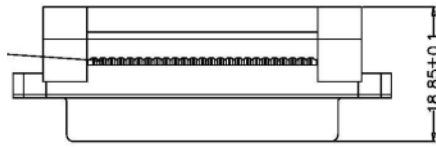
④



⑥



⑤



SPECIFICATIONS

Current Rating: 1A Max.
 Contact Resistance: 15mΩ Max.
 Insulation Resistance: 1000 mΩ Min. @500V DC
 Insulator: PBT UL94V-0
 Contacts: Brass Strip
 Rivet, Boardlock: Copper Alloy
 Underplating: 50u"~150u" Nickel
 Contact Area: 1u" ~ 30u" Gold
 Withstanding: 600V RMS/1 minute
 Temp Range: -55C to +105C

Item	Name	Material	Finish
1	Strain Relief	PBT	
2	Back	PBT	
3	Housing	PBT	
4	Shell	Steel SPCC	Nickel
5	Contacts	Brass	Gold
6	Insert	Steel SPCC	Nickel

Dimensions				
Size	A	B	C	D
9	30.81	24.99	16.33	22.54
15	39.14	33.32	24.66	30.87
25	53.04	47.04	38.38	44.60
37	69.32	63.50	54.84	61.06

Series	Type	Shell	Face Options	Contact Finish	Options
DSXXA	FFC	M	XX	SG	XX
D-Sub Connector XX=09,15,25,37	FFC=Female IDC	M=Metal	01=.120 Thru Hole 02=4-40 Threaded Insert 02M=M3.2 Threaded Insert	SG=Selective Gold 1μ"	Blank=None SR=Strain Relief

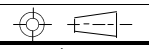
RoHS compliant

Rev.	Description	Date	Approved	Drawing	Name	Date
				Approved	Howard	03/10/10
				Checked	Lizzy	03/10/10
				Drawn	Tina	03/10/10
				0.0 ± 0.35	0.00 ± 0.20	Angles ± 3'

Central Components Manufacturing
 440 Lincoln Blvd., Middlesex, New Jersey 08846
 Phone 732 469-5720 888 288-5152 Fax 732 469-1919

Part No.: **DSXXA-FFC-M-02-XX-SG-XX**

Description: IDC D-Sub, Metal Body



UNIT: mm