

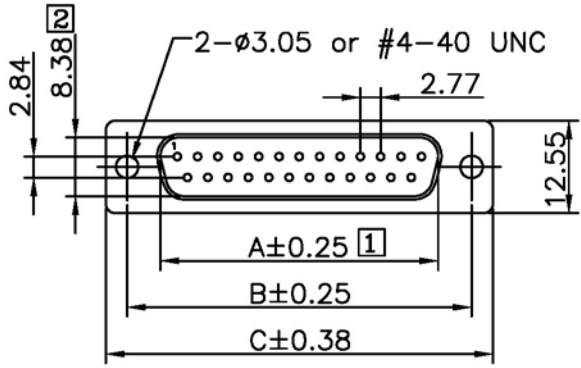


**SPECIFICATIONS**

Current Rating:	1 Amp
Contact Material:	Phosphor Bronze
Contact Resistance:	30mΩ Max.
Insulation Material:	PBT 30% Glass, UL94V-0
Insulation Resistance:	1000MΩ min.
Shell Material:	Steel, Tin or Nickel plating
Withstanding:	AC 500V Min.
Operating Temp:	-55°C to +105°C



Dimensions mm					
Pos.	A	B	C	D	E
9	16.92	24.99	31.16	10.16	18.80
15	25.50	33.32	39.42	17.78	26.40
25	38.80	47.04	53.34	30.48	40.30
37	55.45	63.50	69.68	45.72	56.95

Series	Type	Shell	Mounting face	Options
DSXX	XFC1	X	XX	XX
D-Sub connector XX=Pins 09, 15, 25, 37	MFC=Male plug FFC=Female socket	M=Metal P=Plastic	01=.130" thru hole 02=#4-40 threaded inserts	[blank]=None 30GD=30μ" gold BL=Blue insulator GY=Gray insulator

RoHS compliant

Rev.	Description	Date	Approved	Drawing	Name	Date
				Approved	Howard	04/08/09
				Checked	Lizzy	04/08/09
				Drawn	Tina	04/08/09
				0.0 ± 0.35	0.00 ± 0.20	Angles ± 3'
				UNIT: mm		

**Central Components Manufacturing**  
 440 Lincoln Blvd., Middlesex, New Jersey 08846  
 Phone 732 469-5720 888 288-5152 Fax 732 469-1919

Part No.: **DSXX-MFC1-X-XX-XX**

Description: D-Sub I.D.C. Type Male W/ Plastic SR