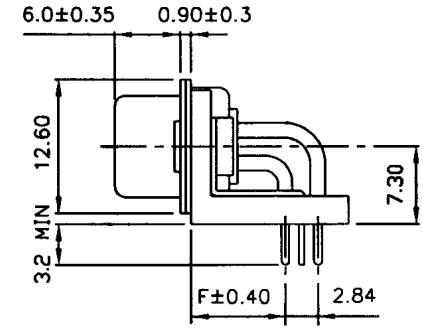
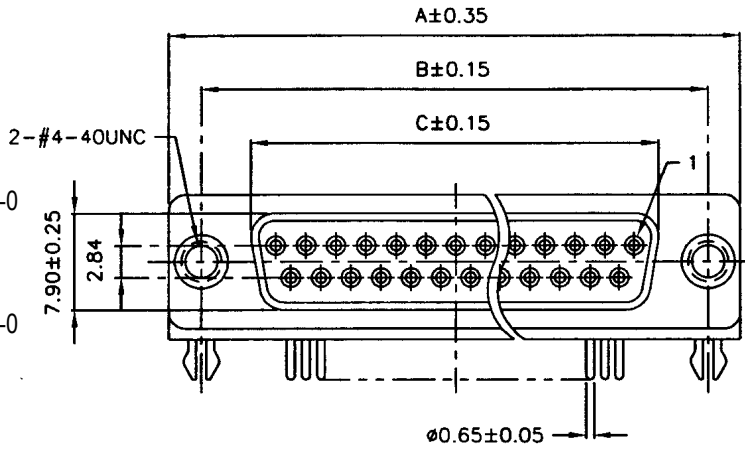
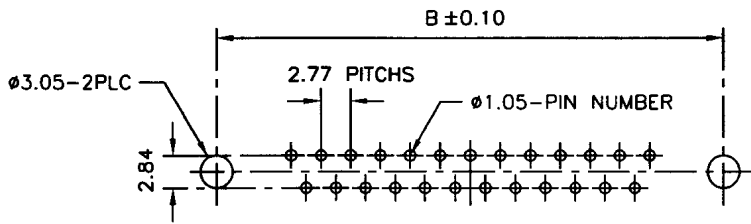


SPECIFICATIONS

- Current rating: 5 amps
- Voltage rating: 500VAC for 1 minute
- Contact material: Brass, machined pin
- Contact plating: Gold flash over nickel
- Contact resistance: 15 milliohms max.
- Insulator material: PBT with fiberglass, UL94V-0
- Insulator resistance: 1,000 megohms min.
- Shell material: Steel
- Shell plating: Tin
- Bracket material: PBT with fiberglass, UL94V-0
- Boardlock material: Copper alloy or steel
- Boardlock plating: Tin
- Temperature range: -50°C to +100°C



PC Board Layout



Dimensions				
Pos.	A	B	C	F
09	30.80	24.99	16.30	7.20/9.40
15	39.15	33.32	24.65	7.20/9.40
25	53.00	47.04	38.40	7.20/9.40
37	69.30	63.50	54.80	7.20/9.40
50	67.00	61.00	52.20	7.20/9.40

Series	Type	Footprint	Shell Plating	Mounting	Bracket	Options
DSXX	FM	X	XX	03	X	XX
D-sub connector XX=Pins 9, 15, 25, 37	MM=Male r/a FM=Female r/a MMT=Male straight FMT=Female straight	A=.283" D=.370"	[Blank] = Tin YC=Yellow chromate	01=4-40 Threaded jackscrews 02=.118 Through Hole 03=Riveted Clinch Nut 04=Clinch Nut and Jackscrew	Blank=None M=Metal bracket MBL=Metal bracket with board lock P=Plastic Bracket (D only)	[blank]=None BK=Black insulator 30GD=30µ" gold

RoHS compliant

Rev.	Description	Date	Approved	Drawing	Name	Date
A	PNT	05/25/10	Greg	Approved	Howard	08/10/99
				Checked	Lizzy	08/10/99
				Drawn	Tina	08/10/99

Central Components Manufacturing
 440 Lincoln Blvd., Middlesex, New Jersey 08846
 Phone 732 469-5720 888 288-5152 Fax 732 469-1919

Part No.: **DSXX-FM-X-XX-03-P-XX**

Description: D-subminiature connector, right angle, machined pin, female

