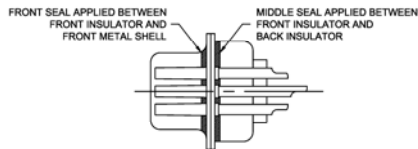
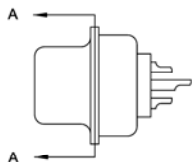
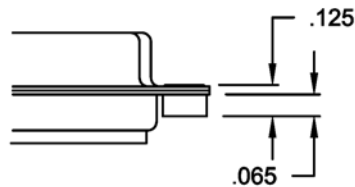


ACCEPTS 28 - 24 AWG WIRE

01X 0.065" (BOARD SIDE) - CN1



DETAIL A-A



SPECIFICATIONS

Shell: Steel, Nickel Finish
 Insulator: PBT Thermoplastic 30% Glass Filled
 UL94V-0, Black
 Contact Material: Brass
 Contact Finish: Selective Gold
 Sealing Material: F04 Flexible Adhesive
 Current Rating: 5 Amps
 Contact Resistance: 30 MilliOhms Max
 Withstanding: 1000VAC Min
 Insulation Resistance: 5000 MegOhms Min.
 Temperature Rating: -55C ~ 105C

Dimensions				
Pins	A	B	C	D
15	1.213	0.984	0.643	0.759
25	1.541	1.312	0.971	1.083
44	2.088	1.852	1.511	1.625

Series	Gender	Mounting Options	Special Options
DSXX	XCW	XXX	XX
D-sub connector XX=Pins 09, 15, 25, 37	MCW=Male FCW=Female	[blank]=.120" through holes RCN=Riveted clinch nuts #4-40 RJS=Riveted jackscrews #4-40	[blank]=None YC=Yellow chromate 30GD=30µ" gold plate on contact

RoHS compliant

Rev.	Description	Date	Approved	Drawing	Name	Date
				Approved	Howard	08/10/99
				Checked	Lizzy	08/10/99
				Drawn	Tina	08/10/99
				0.0 ± 0.35	0.00 ± 0.20	Angles ± 3'
				UNIT: mm		

Central Components Manufacturing
 440 Lincoln Blvd., Middlesex, New Jersey 08846
 Phone 732 469-5720 888 288-5152 Fax 732 469-1919

Part No.: **DSXX-FCW-XXX-XX**

Description: D-subminiature connector, solder type, stamped pin, female IP67 Water Resistant