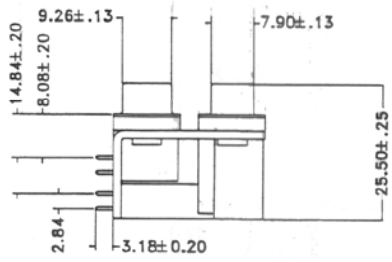
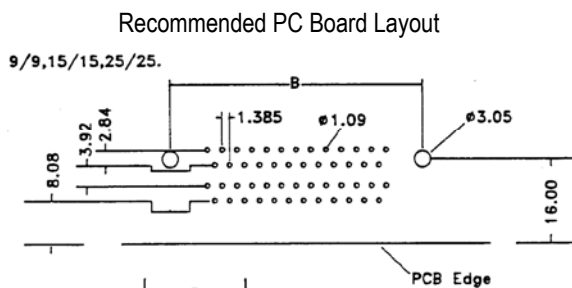
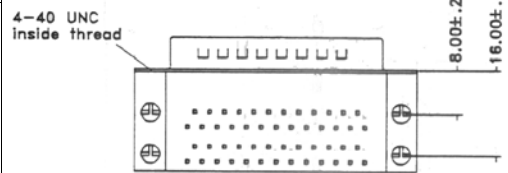


Dimensions (in/mm)				
Pins	A	A'	B	C
09/09	.643 16.33	.666 16.92	.984 24.99	1.213 30.81
15/15	.971 24.66	.994 25.25	1.311 33.32	1.541 39.14
25/25	1.511 38.38	1.534 38.96	1.852 47.04	2.088 53.04

SPECIFICATIONS

Voltage rating: 300VDC
 Current rating: 5 amps
 Contact material: Brass (plug), phosphor bronze (socket)
 Contact resistance: 25 milliohms max.
 Shell material: Steel
 Shell plating: Zinc or tin
 Bracket material: Brass, strip-H
 Bracket plating: Tin
 Screw material: Brass
 Screw plating: Nickel
 Insulation material: PTB + glass fiber, UL94V-0, black
 Insulation resistance: 1,000 megohms min. at 500VDC
 Withstanding: 500VAC for 1 min.
 Dielectric strength: 1,000VAC for 1 min.
 Temperature range: -55°C to +105°C



Port Spacing (in)		
Option	Dim. D	Dim. E
A	.625	1.119
B	.750	1.244
C	.900	1.394

Series	Configuration	Port Spacing	Mounting Options	Options
DSDXX	XX	X	XX	XX
Stacked D-sub XX=Upper positions YY=Lower positions (Omitted if same as upper)	MM=Male over male FF=Female over female MF=Male over female FM=Female over male	A=.625" B=.750" C=.900"	01=.120" thru holes 02=#4-40 threaded holes 03=Threaded holes with jackscrews 04=Boardlocks, front and rear 04S=Boardlocks, rear only 04F=Boardlocks, front only	[blank]=None FF=Ferrite filtered 30GD=30µ" gold 15GD=15µ" gold

RoHS compliant

Rev.	Description	Date	Approved	Drawing	Name	Date
				Approved	Howard	08/10/99
				Checked	Lizzy	08/10/99
				Drawn	Tina	08/10/99
				0.0 ± 0.35	0.00 ± 0.20	Angles ± 3'
				UNIT: mm		

Central Components Manufacturing
 440 Lincoln Blvd., Middlesex, New Jersey 08846
 Phone 732 469-5720 888 288-5152 Fax 732 469-1919

Part No.: **DSD25-FM-B-0204S**

Description: D-Subminiature connector, right angle, stacked, female over male, 25 pins each port, boardlocks rear only