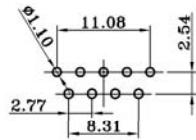
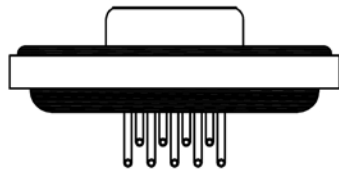


SPECIFICATIONS

Shell:	Steel, Tin Finished
Insulator:	PBT GF, UL94V-0 Black
Signal Contact:	Copper Alloy, Gold Flash
Metal Watertight Frame:	PBT GF, UL94V-0, Black
O-Ring:	Silicone
Epoxy Sealant:	Epoxy
Contact Current Rating:	5.0 amps
Contact Resistance:	10mΩ Max.
Withstanding Voltage:	1000 V for 1 minute
Insulation Resistance:	5GΩ Min.
Temperature Rating:	-55C ~ +105C
Protection Rating:	IP67 According to IEC60529



PCB LAYOUT

Series	Type	Shell Plating	Options
DSXXW	XX	XX	X
Waterproof D-Sub XX=09,15,25,37	FM=Female Machined Pin MM=Male Machined Pin	TN=Tin	03=Threaded Inserts

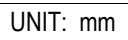
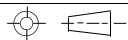
RoHS compliant

Rev.	Description	Date	Approved	Drawing	Name	Date
				Approved	Howard	11/30/11
				Checked	Lizzy	11/30/11
				Drawn	Tina	11/30/11
				0.0 ± 0.35	0.00 ± 0.20	Angles ± 3'
				UNIT: mm		

Central Components Manufacturing
 440 Lincoln Blvd., Middlesex, New Jersey 08846
 Phone 732 469-5720 888 288-5152 Fax 732 469-1919

Part No.: **DS09W-FM-TN-03**

Description: D-Sub 9P Female, Machine Pin



Angles ± 3'

UNIT: mm