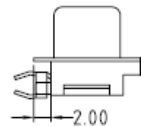
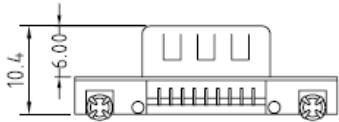
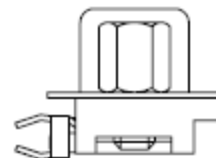
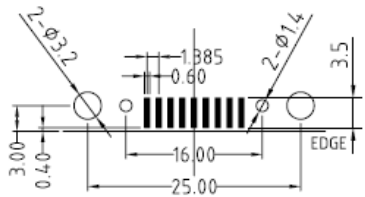


SPECIFICATIONS

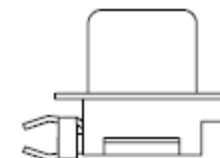
Current rating: 1 amp
 Contact material: Copper Alloy
 Contact resistance: 30 milliohms max.
 Housing material: LCP, PA6tT/ PA9T
 Shell Material: SPCC
 Z-Piece: Copper Alloy
 Insulator resistance: 1,000 megohms min.
 Withstanding: 500V
 Operating temperature: -55°C to +105°C



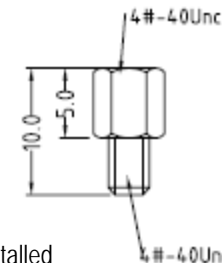
RECOMMEND PCB LAYOUT



AX=#4-40 Fixed Jackscrew



SX=#4-40 Jackscrew Not Installed



| Series | Type | Board Mount | Face Mount | Plating | Options |
|------------------------------|--|---|--|--|---|
| DSXX | XSL | 5 | X | XX | XX |
| D-sub XX=9, 15, 25, 27 | MSL=Male slim line FSL=Female slim line | 5=Surface mount with 2 Prong board locks 54=4 Prong Locks 3=Through Hole w/ Board Locks | AX=#4-40 fixed jack screw B=#4-40 inserts CX=#4-40 inserts and jack screws D=.120" thru-hole SX=#4-40 jack screws not installed X: 1=4.8mm, 2=5.8mm | [blank]=Selective gold flash SGXX=Selective gold GDXX=Gold XX=5, 10, 15, 20, 30µ" | [blank]=Std. black insulator with nickel plated shell TN=Nickel plated shell YC=Yellow chromate shell BL=Blue insulator GN=Green insulator |

RoHS compliant

| Rev. | Description | Date | Approved | Drawing | Name | Date |
|------|-------------|------|----------|------------|-------------|-------------|
| | | | | Approved | Howard | 08/10/99 |
| | | | | Checked | Lizzy | 08/10/99 |
| | | | | Drawn | Tina | 08/10/99 |
| | | | | 0.0 ± 0.35 | 0.00 ± 0.20 | Angles ± 3' |
| | | | | UNIT: mm | | |

Central Components Manufacturing
 440 Lincoln Blvd., Middlesex, New Jersey 08846
 Phone 732 469-5720 888 288-5152 Fax 732 469-1919

Part No.: **DS09-MSL-54-B-XX-XX**

Description: Slim 09M 90D-SMD