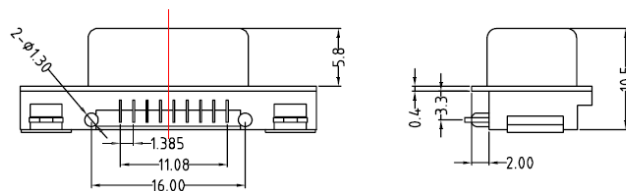
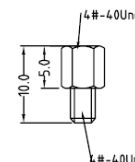
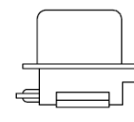
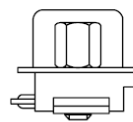
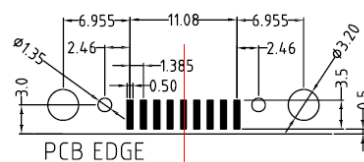


**SPECIFICATIONS**

Current Rating: 1 Amp  
 Contact Material: Copper Alloy  
 Contact Resistance: 30 Milliohms Max.  
 Insulation Material: LCP  
 Insulation Resistance: 1000 Megohms Min.  
 Shell Material: SPCC  
 Z-Piece: Copper Alloy  
 Withstanding: AD 500V  
 Operating Temp: -55C to +105C



**Recommend PCB Layout**



Series	Type	Board Mount	Face Mount	Plating	Options
DSXX	XSL	5	X	XX	XX
D-sub XX=9, 15, 25, 27	MSL=Male slim line FSL=Female slim line	5=Surface mount with 2 Prong board locks 54=4 Prong Locks 3=Through Hole w/ Board Locks	AX=#4-40 fixed jack screw B=#4-40 inserts CX=#4-40 inserts and jack screws D=.120" thru-hole SX=#4-40 jack screws not installed X: 1=4.8mm, 2=5.8mm	[blank]=Selective gold flash SGXX=Selective gold GDXX=Gold XX=5, 10, 15, 20, 30µ"	[blank]=Std. black insulator with nickel plated shell TN=Nickel plated shell YC=Yellow chromate shell BL=Blue insulator GN=Green insulator

**RoHS compliant**

Rev.	Description	Date	Approved	Drawing	Name	Date
				Approved	Howard	08/10/99
				Checked	Lizzy	08/10/99
				Drawn	Tina	08/10/99
				0.0 ± 0.35	0.00 ± 0.20	Angles ± 3'
					UNIT: mm	

**Central Components Manufacturing**  
 440 Lincoln Blvd., Middlesex, New Jersey 08846  
 Phone 732 469-5720 888 288-5152 Fax 732 469-1919

Part No.: **DS09-FSL-5-B-XX**

Description: D-sub connector, ultra slim, right angle