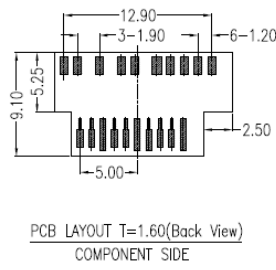
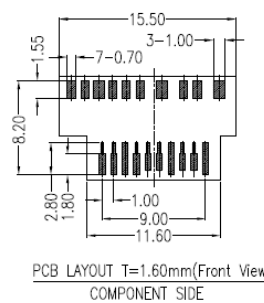
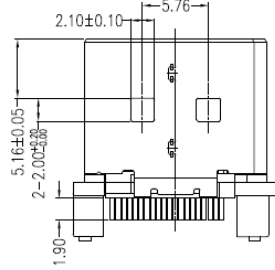
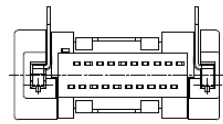
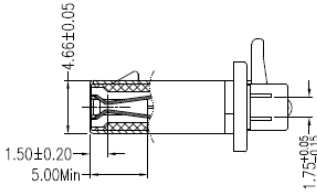
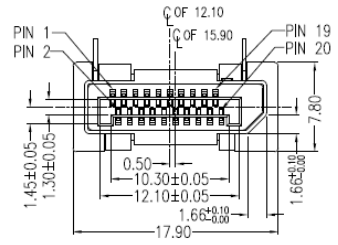


SPECIFICATIONS

Voltage Rating: 40 VAC max
 Current Rating: 0.5 Ampere per contact
 Contact Resistance: 30 mΩ max
 Insulation Resistance: 100 MΩ min.
 Body: LCP, UL94V-0, Black
 Shield: Brass
 Plating: Nickel
 Contact: Phosphor Bronze
 Plating: Gold over Tin Over Nickel
 Spring: Stainless Steel
 Withstanding: 500 VDC
 Operating Temp: -20C to +85C



Pin No.	Signal Type	Pin No.	Signal Type
1	Out	11	GND
2	GND	12	Out
3	Out	13	CONFIG
4	Out	14	CONFIG
5	GND	15	I/O
6	Out	16	GND
7	Out	17	I/O
8	GND	18	In
9	Out	19	PWR RTN
10	Out	20	PWR Out

RoHS compliant

Rev.	Description	Date	Approved	Drawing	Name	Date
				Approved	Howard	03/29/16
				Checked	Lizzy	03/29/16
				Drawn	Tina	03/29/16
				0.0 ± 0.35	0.00 ± 0.20	Angles ± 3°
				UNIT: mm		

Central Components Manufacturing
 440 Lincoln Blvd., Middlesex, New Jersey 08846
 Phone 732 469-5720 888 288-5152 Fax 732 469-1919

Part No.: **DPC-20X1C3PU3**
 Description: Displayport Male Clamp Board SMT Type With Latch & Cover