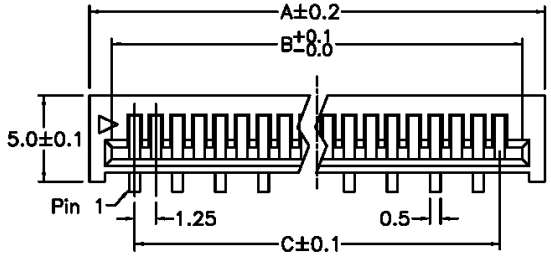

2532–**TS

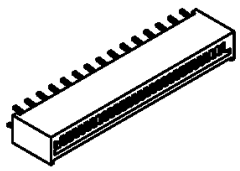

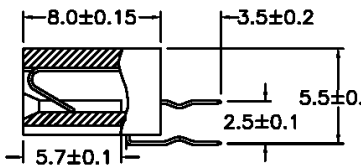

Top Entry

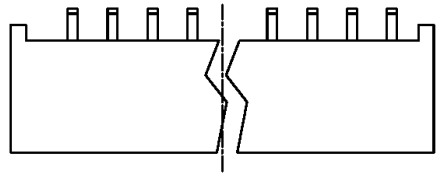

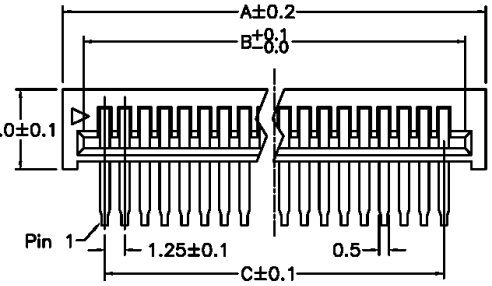

2532–**TR

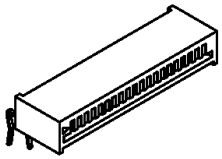

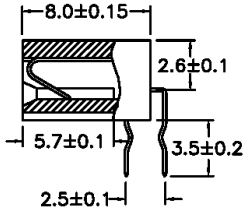

Side Entry

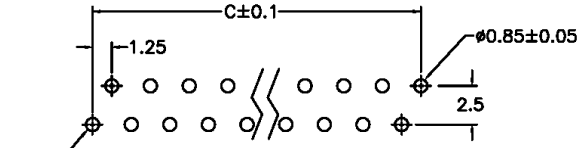

P.C. Board Layout

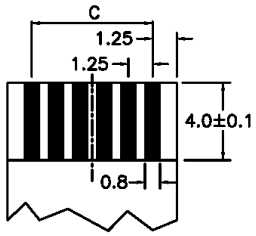

FFC/FPC Dimension

Thickness 0.3±0.05mm

SPECIFICATIONS

Current rating:	1 amp
Contact material:	Phosphor bronze
Contact resistance:	20 milliohms max. at 100mA DC
Housing material:	30% glass-filled PBT, UL94V-0
Insulation resistance:	5,000 megohms min. at 500VDC
Plating:	Tin
Operating temperature:	-55°C to +105°C

Dimension	3 through 36 positions
A	(No. of pos. x 1.25) + 3.4mm
B	(No. of pos. x 1.25) + 1.3mm
C	(No. of pos. x 1.25) - 1.25mm

Series	Type	Contacts	Style	Options
CFZ	C	XX	XX	X
FFC/FPC ZIF connector	C=1.25MM	3-36 contacts	STR=Straight RA=Right angle	T=Tray pack U=Tube pack

RoHS compliant

Rev.	Description	Date	Approved	Drawing	Name	Date
				Approved	Howard	08/10/99
				Checked	Lizzy	08/10/99
				Drawn	Tina	08/10/99
				0.0 ± 0.35	0.00 ± 0.20	Angles ± 3'
				UNIT: mm		

Central Components Manufacturing
440 Lincoln Blvd., Middlesex, New Jersey 08846
Phone 732 469-5720 888 288-5152 Fax 732 469-1919

Part No.: **CZF-C-XX-XX-X**

Description: FFC/FPC ZIF type connector, 1.25mm pitch