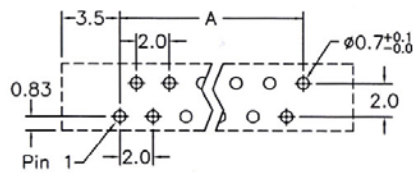
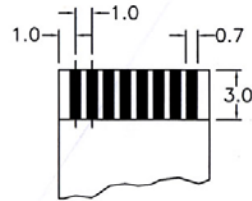


SPECIFICATIONS

Current Rating:	0.5 AMP
Contact Material:	Phosphor Bronze
Contact Resistance:	30mΩ max. at DC 100mA
Leg Material:	Brass
Housing Material:	Plastic, UL94V-0
Insulator Resistance:	500MΩ min. at DC 500V
Withstanding:	AV 500V for 1 minute
Operating Temp:	-55°C ~ +105°C



P.C. Board Layout
(Top View)



FFC/FFC Dimension
Thickness 0.3±0.05mm

RoHS compliant

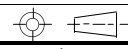
Series	Style	Position	Type	Plating
CZF	B1	XX	XX	TN
FPC/FFC Connector	1.00mm pitch	04-32	VT=Vertical (top entry) RA=Right Angle(side entry)	TN=Tin Plating

Rev.	Description	Date	Approved	Drawing	Name	Date
				Approved	Howard	10/09/07
				Checked	Lizzy	10/09/07
				Drawn	Tina	10/09/07
				0.0 ± 0.35	0.00 ± 0.20	Angles ± 3'

Central Components Manufacturing
 440 Lincoln Blvd., Middlesex, New Jersey 08846
 Phone 732 469-5720 888 288-5152 Fax 732 469-1919

Part No.: **CZF-B1-XX-VT-TN**

Description: FFC/FFC Connector 1.00mm ZIF Type



UNIT: mm