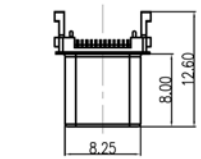

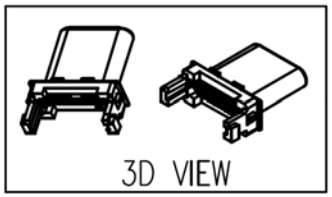

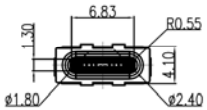

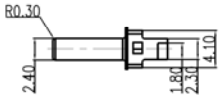

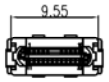

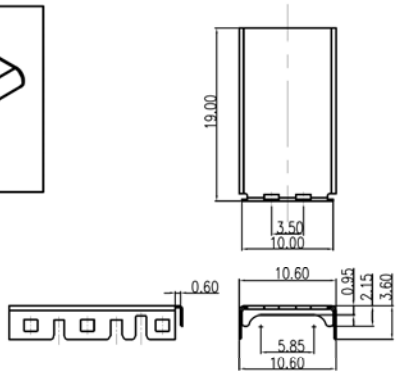

BOTTOM SHELL

SPECIFICATIONS

Current:	5A Min for VBUS
	0.25A Min for other
Voltage:	5VAC Max
Withstanding:	100V AC
Contact Resistance:	40 mΩ
Insulation Resistance:	100MΩ Min.
Insertion:	5~20N
Extraction:	8~20N
Durability:	10000 Cycles
Temperature Range:	-55C ~ +85C

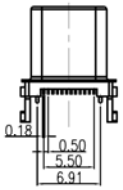

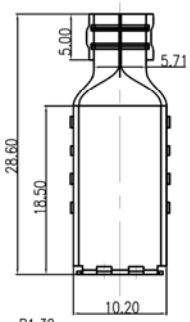

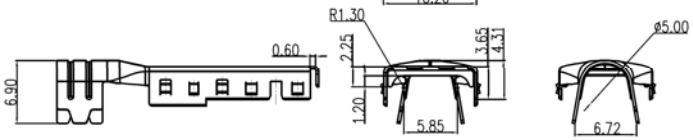

TOP SHELL

Item	Name	Material
1	Contact 1	Copper Alloy, Gold 30u" Min. Nickel 80u" Min. Sn: 120u" Min
2	Contact 2	Copper Alloy, Gold 30u" Min. Nickel 80u" Min. Sn: 120u" Min
3	Molding A	LCP UL94V-0 Black
4	Molding B	Stainless Steel, Nickel 50u" Min.
5	EMI Pad	Stainless Steel, No Plating
6	Latch	Stainless Steel, Nickel 50u" Min. Tin 100u" Min
7	Shell	Stainless Steel, Nickel 50u" Min.
8	Top Shell	Stainless Steel, Nickel 50u" Min.
9	Bottom Shell	Stainless Steel, Nickel 50u" Min.

RoHS compliant

Series	Type	Style	Ports/Gender/Cont/Mount	Material	Shell Plating	Contact Plating	Color
CUSB	C	PG	1M24W	L	X	GD30	BK
USB Connector	Type C	See Drawing	Single Port Male 24 Contacts, wire mount	L=LCP	N=Nickel (std)	30µ" Gold	BK=Black

Rev.	Description	Date	Approved

Drawing	Name	Date
Approved	Howard	03/27/15
Checked	Lizzy	03/27/15
Drawn	Tina	03/27/15

0.0 ± 0.35 0.00 ± 0.20 Angles ± 3'

UNIT: mm

Central Components Manufacturing
440 Lincoln Blvd., Middlesex, New Jersey 08846
Phone 732 469-5720 888 288-5152 Fax 732 469-1919

Part No.: CUSB-C-PG-1F24W-L-N-GD30-BK

Description: USB type C male shielded wire mount