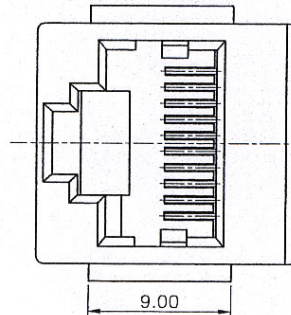
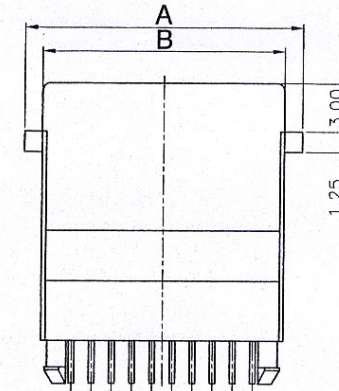
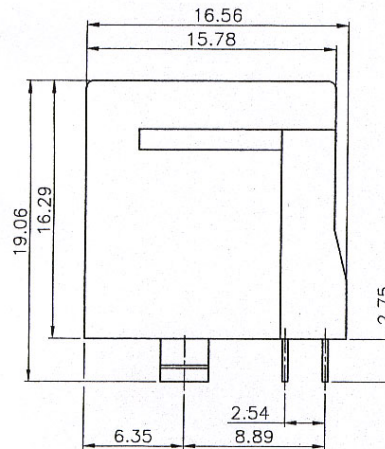
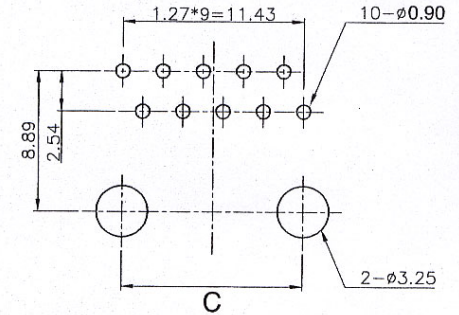


SPECIFICATIONS
 Plastic Housing:
 Contacts:
 Plating:

Thermoplastic UL04V-0
 0.35mm Phosphor Bronze
 Gold over Nickel in contact
 Tin over Nickel in Solder.



PCB Layout / Top View



RoHS compliant

Dimensions				
Pos.	Contacts	A	B	C
4	4	13.97	11.43	7.62
6	2,4,6	16.00	13.46	10.16
8	8,10	17.50	15.26	11.43

Series	Position	Contacts	Style	Color	Plating	Options
CTJ	X	XX	3009	BK	PX	XX
Modular phone jack	4,6,8,10	2,4,6,8,10 (see table)	Top entry stamped pin	BK=Black	P0=6u" gold P1=15u" gold P2=30u" gold P3=50u" gold	[blank]=flange WF=No flange FS=Full shield KY=Keyed

Rev.	Description	Date	Approved	Drawing	Name	Date
				Approved	Howard	02/13/93
				Checked	Lizzy	02/13/93
				Drawn	Tina	02/13/93
				0.0 ± 0.35	0.00 ± 0.20	Angles ± 3'
				UNIT: mm		

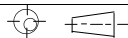


Central Components Manufacturing

440 Lincoln Blvd., Middlesex, New Jersey 08846
 Phone 732 469-5720 888 288-5152 Fax 732 469-1919

Part No.: **CTJ-10-10-3009-BK-PX**

Description: CAT6, Top Entry PCB Jack 10P10C



UNIT: mm