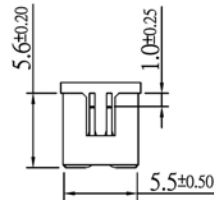
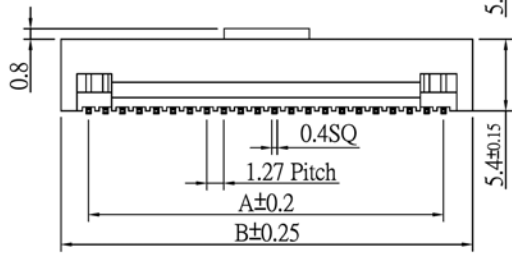
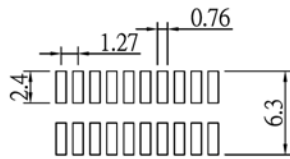
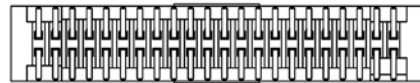
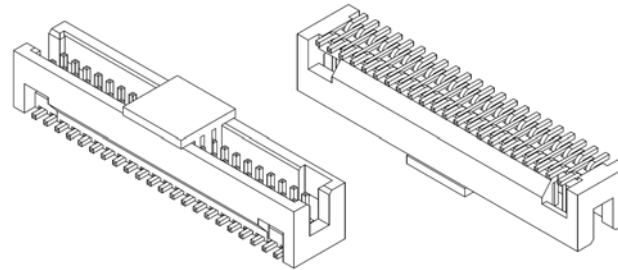


**SPECIFICATIONS**

Contact: Brass  
 Insulator: Nylon 6T  
 Finish: Gold over Nickel



Dimensions		
Pin	A	B
10	5.08	9.41
12	6.35	10.68
14	7.62	11.95
16	8.89	13.22
20	11.43	15.76
24	13.97	18.30
26	15.24	19.57
30	17.78	22.11
34	20.32	24.65
40	24.13	28.46
44	26.67	31.00
50	30.48	34.81
60	36.83	41.16
64	39.37	41.16
66	40.64	44.97
68	41.91	46.24
80	49.53	53.86
100	62.23	66.56



P.C.Board Layout

Series	Positions	Mounting	Profile	Plating	Options	Packing
BHD-B2	XX	SM	540	GDXX	XX	XX
Box Header .050" x .050" See drawing	10-100	SM=Surface Mount	540=5.40mm	GDXX=Gold" XX=flash if blank, 10,15,30u"	None if Blank CP=Centering Post	BG=Bag TY=Tray TB=Tube BC=Tube+Cap RC=Reel+Cap

RoHS compliant

Rev.	Description	Date	Approved	Drawing	Name	Date
A	DWG, PNT	01/28/10	Greg	Approved	Howard	10/18/14
				Checked	Lizzy	10/18/14
				Drawn	Tina	10/18/14
				0.0 ± 0.35	0.00 ± 0.20	Angles ± 3'
				UNIT: mm		

**Central Components Manufacturing**  
 440 Lincoln Blvd., Middlesex, New Jersey 08846  
 Phone 732 469-5720 888 288-5152 Fax 732 469-1919

Part No.: **BHD-B2-XX-SM-540-GD-XX**

Description: .050" x .050" (1.27mm x 1.27mm) Box Header, 5.4mm Profile Surface Mount