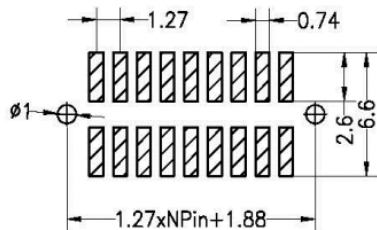
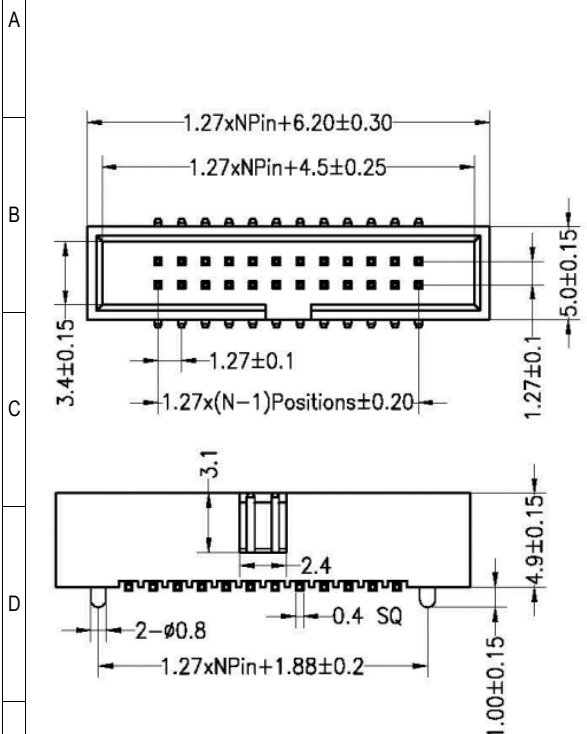
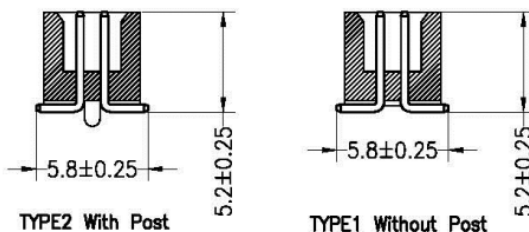


Recommended P.C.B Layout(Top Side)
(PCB BOARD TOLERANCE±0.05)



SPECIFICATIONS

Current Rating:	1.0Amp
Contact Resistance:	20mΩ Max
Contact Plating:	Au or Sn over Ni
Insulator Material:	Polyester UL94V-0
Insulation Resistance:	1000MΩ Min.
Withstanding:	500V AC/DC
Operating Temp:	-40°C to +105°C
Processing Temp:	230°C for 30-60 seconds 260°C for 10 sec



Series	Positions	Mounting	Profile	Material	Plating	Options	Packing
BHD-B	XX	SM	490	X	XX	XX	XX
Box Header .050" x .050"	10-100	SM=Surface Mount	490=4.90mm	P=PBT B=PA6T C=PA9T (std) D=PA46 E=PA66 L=LCP	TN=Tin GDXX=Gold XX=Flash if Blank 5, 10, 15, 30u"	Blank=None CP=Centering Post	BG=Bag TY=Tray TB=Tube BC=Tube+Cap RC=Reel+Cap

RoHS compliant

Rev.	Description	Date	Approved	Drawing	Name	Date
A	DWG, PNT	01/28/10	Greg	Approved	Howard	10/18/14
				Checked	Lizzy	10/18/14
				Drawn	Tina	10/18/14

Central Components Manufacturing
440 Lincoln Blvd., Middlesex, New Jersey 08846
Phone 732 469-5720 888 288-5152 Fax 732 469-1919

Part No.: **BHD-B-XX-SM-490-X-XX-XX-XX**

Description: .050" x .050" (1.27mm x 1.27mm) Box Header, Surface Mount

