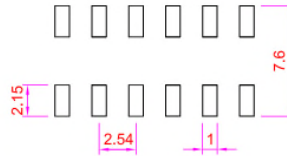
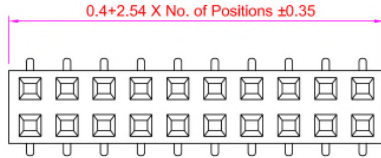
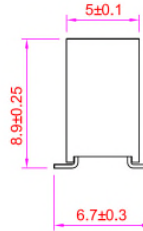
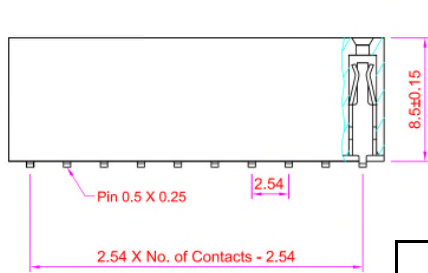


**Recommended
P.C. Board SMD Layout**



SPECIFICATIONS

Current Rating: 3 Amps
 Insulation Resistance: 1000 Megohms min.
 Contact Resistance: 20m ohms max.
 Withstanding: AC 600V
 Contact Material: Phosphor Bronze
 Insulator Material: Polyester, UL94V-0
 Nylon 9T (HT)
 Operating Temp: -40C ~ +105C
 -65C ~ +125C (HT)



Series	Rows	Style/Profile	Tail Spread	Positions	Plating	Options
ARS	0X	XX	XX	XX	XX	XX
.100 pitch receptacle strip	02=Dual straight R/A and multi row available	Blank=8.5mm Others available	Blank=6.7mm	02-80	TN=Tin SGXX=Selective Gold GDXX=Gold XX=Flash if blank, 10, 15, 30u"	SM=Surface Mount CP=Centering Peg TRX=Tape & Reel TBX=Tube X: Blank=None P=Plastic Cap M=Metal Cap F=Film HT=High Temp

RoHS compliant

Rev.	Description	Date	Approved	Drawing	Name	Date
				Approved	Howard	03/05/08
				Checked	Lizzy	03/05/08
				Drawn	Tina	03/05/08
				0.0 ± 0.35	0.00 ± 0.20	Angles ± 3'
				UNIT: mm		

Central Components Manufacturing
 440 Lincoln Blvd., Middlesex, New Jersey 08846
 Phone 732 469-5720 888 288-5152 Fax 732 469-1919

Part No.: **ARS-02-XXX-XX-XX-XX-XX**

Description: Surface mount receptacle strip