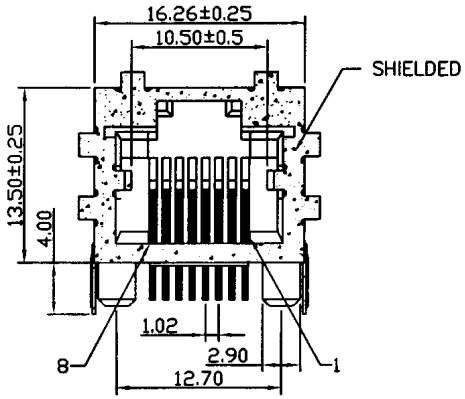

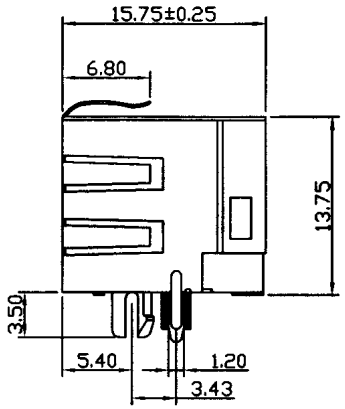

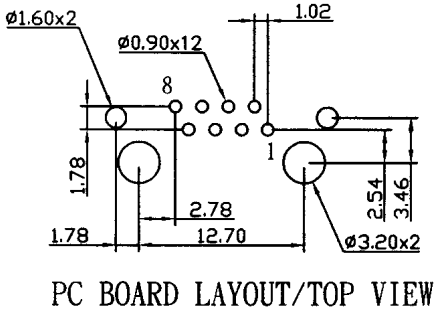

PC BOARD LAYOUT/TOP VIEW

Panel Ground Options

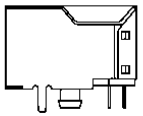

WO/P. G. Tab
(1)

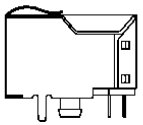

Top P. G. Tab
(2)

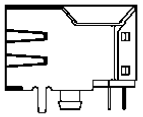

Side P. G. Tab
(4)

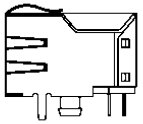

Top & Side P. G. Tab
(6)

SPECIFICATIONS

Voltage rating;	150 VAC
Current rating:	1.5 amps
Contact material:	Phosphor bronze 0.35mm
Contact plating:	Gold
Insulation resistance:	500 megohms min.
Contact resistance:	20 milliohms max.
Housing material:	Nylon Zytel FR-50, black, UL94V-0 Heat deflection temp. 255°C
Shield material:	Copper alloy 0.25mm
Shield plating:	Tin

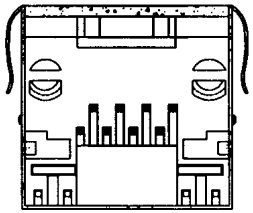

RoHS compliant

Series	Positions	Contacts	Body	Color	Plating	Options	Panel Ground
CTJ	8	XX	C9	BK	PX	FS	PGX
Modular phone jack	8 positions	06=6 contacts 08=8 contacts	C9 type	BK=Black	P1=15μ" gold P2=30μ" gold P3=50μ" gold	FS=Full shield	[blank]=None 4=Sides 1=Top (single) 6=Top & sides 2=Top (See diagrams)

Rev.	Description	Date	Approved	Drawing	Name	Date
				Approved	Howard	06/27/03
				Checked	Lizzy	06/27/03
				Drawn	Tina	06/27/03
				0.0 ± 0.35	0.00 ± 0.20	Angles ± 3°
				UNIT: mm		

Central Components Manufacturing
440 Lincoln Blvd., Middlesex, New Jersey 08846
Phone 732 469-5720 888 288-5152 Fax 732 469-1919

Part No.: **CTJ-8-XX-C9-BK-PX-FS-PG4**

Description: Modular phone jack, right angle, type C9, full shield