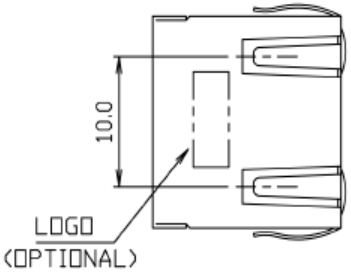

LED Colors
R=Red
G=Green
Y=Yellow
O-Orange
A=Amber
A=Red/Green
W=Yellow/Green
P=Orange/Green
K=No LED

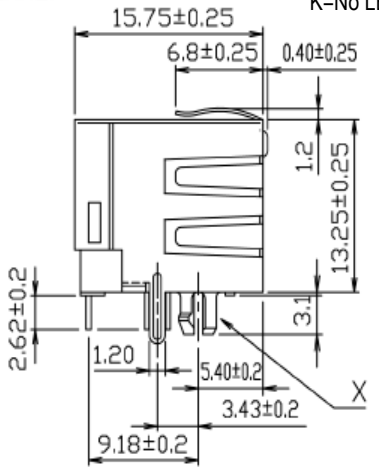

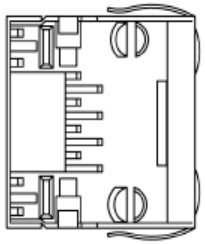

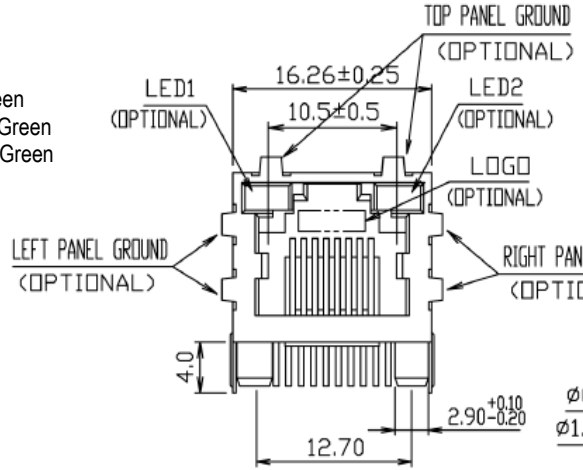

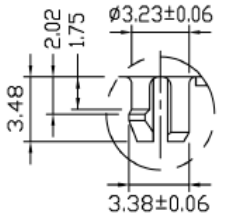

DETAIL X

SPECIFICATIONS

Voltage rating:	150VAC
Current rating:	1.5 amps
Contact material:	Phosphor bronze 0.35mm
Contact plating:	Gold; tin in solder area
Housing material:	DSM Stanyl TE250F6 (Nylon46), UL94V-0, black
Shield material:	Copper alloy 0.25mm
Shield plating:	Tin

Cavity conforms to FCC rules and regulations Part 68, Subpart F

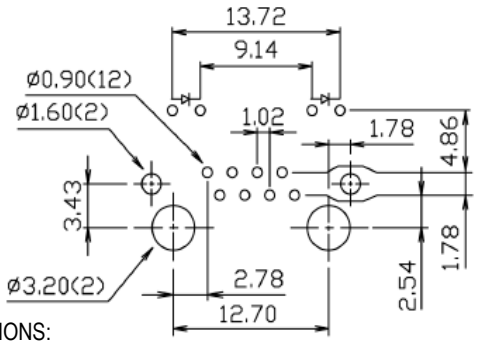

PCB LAYOUT

LED SPECIFICATIONS:

Forward DC current:	2 milliamps
Forward voltage:	1.8V typical
Reverse voltage:	5V min.
Power dissipation:	Grn.=24mW Ylw.=36mW

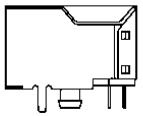

WO/P. G. Tab
(1)

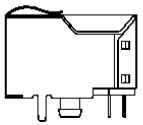

Top P. G. Tab
(2)

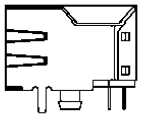

Side P. G. Tab
(4)

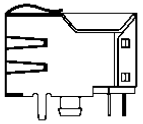

Top & Side P. G. Tab
(6)

RoHS compliant

Series	Positions	Contacts	Body Style	LED	Color	Plating	Options	Panel Ground	
CTJ	8	XX	C4	LXX	BK	PX	FS	PGX	
Modular phone jack	8 positions	06=6 contacts 08=8 contacts	C4 body style	L=With LED XX=Left/right LED (See list above)	BK=Black	P1=15μ" gold P2=30μ" gold P3=50μ" gold	FS=Full shield	[blank]=None 1=Top (single) 2=Top	4=Sides 6=Top & sides (See diagrams)

Rev.	Description	Date	Approved	Drawing	Name	Date
				Approved	Lucy	05/22/02
				Checked	Lizzy	05/22/02
				Drawn	Allen	05/22/02
				0.0 ± 0.35	0.00 ± 0.20	Angles ± 3'
				UNIT: mm		

Central Components Manufacturing
440 Lincoln Blvd., Middlesex, New Jersey 08846
Phone 732 469-5720 888 288-5152 Fax 732 469-1919

Part No.: **CTJ-8-XX-C4LXX-BK-PX-FS-PG6**

Description: Modular jack, 8 position, LED, shielded, flat pin side entry