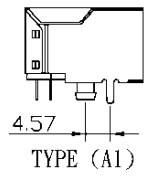
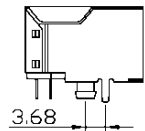


Grounding Feet Optional

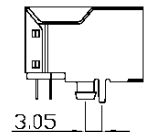
Panel Grounding Optional



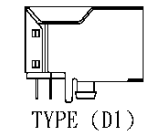
TYPE (A1)



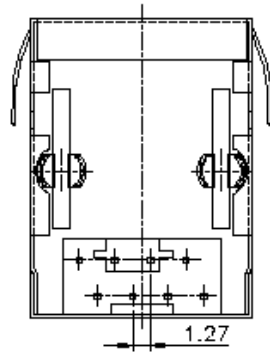
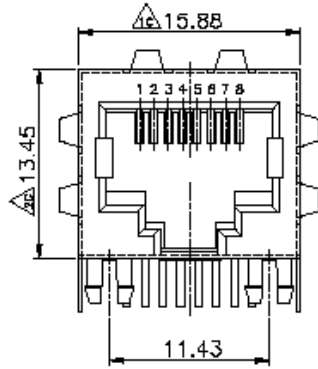
TYPE (B1)



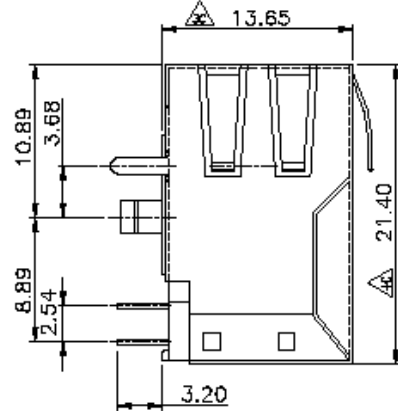
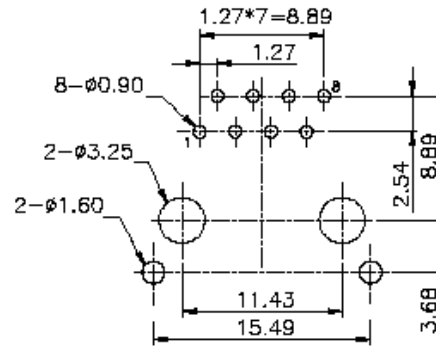
TYPE (C1)



TYPE (D1)
Rear 3.05



PCB LAYOUT/TOP VIEW



SPECIFICATIONS

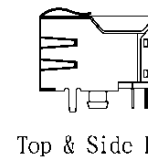
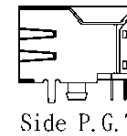
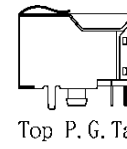
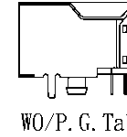
Contact: Phosphor Bronze

Contact Plating: Gold plating over nickel in contact.

Tin plating over nickel in solder area.

Housing: High Temp. Thermoplastic flammability rating UL 94V-0.

Shield: Brass plating nickel alloy.



Series	Positions	Contacts	Body	Gnd. tab	Color	Plating	Options	Panel Grounds
CTJ	X	XX	3060	XX	BK	XX	FS	PGX
Modular phone jack	8=8 positions	08=8	Side entry, tab down	A1, B1, C1, D1 (see diags.)	BK=Black	P1=15µ" gold P2=30µ" gold P3=50µ" gold	FS=Full shield	[blank]=None 1=Top (single) 2=Top 4=Sides 6=Top & sides See diag.

RoHS compliant

Rev.	Description	Date	Approved	Drawing	Name	Date
				Approved	Howard	08/10/99
				Checked	Lizzy	08/10/99
				Drawn	Tina	08/10/99
				0.0 ± 0.35	0.00 ± 0.20	Angles ± 3'
				UNIT: mm		

Central Components Manufacturing
 440 Lincoln Blvd., Middlesex, New Jersey 08846
 Phone 732 469-5720 888 288-5152 Fax 732 469-1919

Part No.: **CTJ-8-08-360-B1-BK-XX-FS-PG6**

Description: Ganged modular jack, 2 ports, 8P8C, type H, shielded