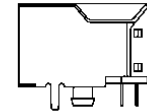
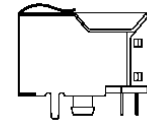


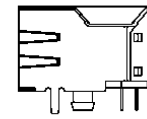
Panel ground options



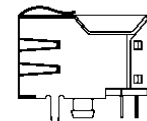
WO/P. G. Tab
(1)



Top P. G. Tab
(2)



Side P. G. Tab
(4)

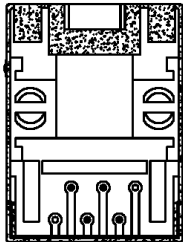
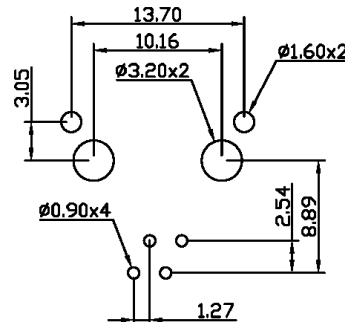


Top & Side P. G. Tab
(6)

SPECIFICATIONS

Current rating: 1.5 amps
 Contact material: Phosphor bronze, $\phi 0.45\text{mm}$ round
 Contact plating: Gold 6μ ", 15μ ", 30μ " or 50μ "
 Housing material: PBT thermoplastic, UL94V-0, black
 Shield material: Copper alloy 0.25mm
 Shield plating: Nickel
 Contact resistance: 20 milliohms max.
 Insulation resist.: 600 megohms min.
 Withstanding: 1000VAC for 1 min.

PC Board Layout



Series	Positions	Contacts	Body	Color	Plating	Options	Panel Grounds
CTJ	6	04	E	BK	PX	FS	PGX
Modular phone jack	6=6 positions	04=4 contacts	E=Side entry, bottom tab	BK=Black	P1= 6μ " gold P1= 15μ " gold P2= 30μ " gold P3= 50μ " gold	FS=Full shield	[blank]=None 1=Top (single) 2=Top 4=Sides 6=Top & sides (See diags)

RoHS compliant

Rev.	Description	Date	Approved	Drawing	Name	Date
				Approved	Howard	08/10/99
				Checked	Lizzy	08/10/99
				Drawn	Tina	08/10/99
				0.0 ± 0.35	0.00 ± 0.20	Angles ± 3°
				UNIT: mm		

Central Components Manufacturing
 440 Lincoln Blvd., Middlesex, New Jersey 08846
 Phone 732 469-5720 888 288-5152 Fax 732 469-1919

Part No.: **CTJ-6-04-E-BK-PX-FS-XXX**

Description: Modular phone jack, right-angle, shielded, 6P4C