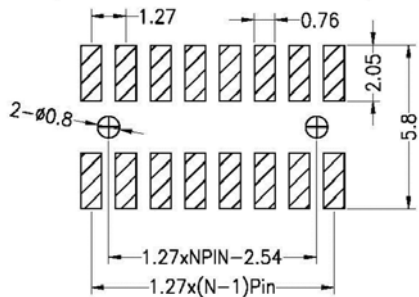
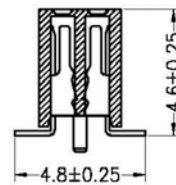
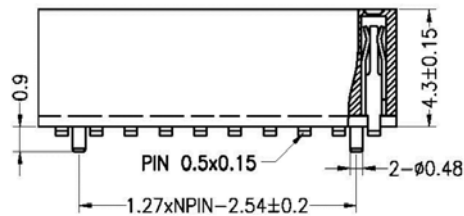


Recommended P.C.B Layout (Top Side)
(PCB BOARD TOLERANCE ±0.05)

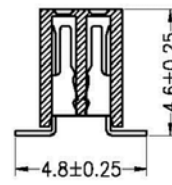


SPECIFICATIONS

Rated Current: 1.0Amp
 Contact Resistance: 20mΩ Max
 Withstanding Voltage: 500V AC/DC
 Insulation Resistance: 100MΩ Min.
 Contact Material: Phosphor Bronze
 Contact Plating: Au over Ni
 Insulator Material: Polyester UL94V-0
 Standard: PA9T
 Operating Temp: -40C to +105C
 Max Processing Temp: 230C for 30-60 seconds
 260C for 10 seconds



W= With Post



N= W/O Post

Series	Rows	Style/Profile	Positions	Material	Plating	Options
CRS	0X	LPA	XX	X	XX	XX
.050 pitch Receptacle Strip	01=Single St 02=Dual St	Vertical, 4.3mm Profile	02-40 (01) 04-80 (02)	Blank=PA9T (std) P=PBT L=LCP B=PA66 C=PA6T D=PA46	TN=Tin SG=Selective Gold GDXX=Gold XX=Flash if blank, 10, 15, 30u"	SM=Surface Mount CP=Centering Post TR=Tape & Reel TB=Tube

RoHS compliant

Rev.	Description	Date	Approved	Drawing	Name	Date
				Approved	Howard	
				Checked	Lizzy	
				Drawn	Tina	
				0.0 ± 0.35	0.00 ± 0.20	Angles ± 3'
				UNIT: mm		

Central Components Manufacturing
 440 Lincoln Blvd., Middlesex, New Jersey 08846
 Phone 732 469-5720 888 288-5152 Fax 732 469-1919

Part No.: **CRS-0X-LPA-XX-XX-XX-XX**

Description: .050 x .050 receptacle strip, vertical mount 4.3mm profile