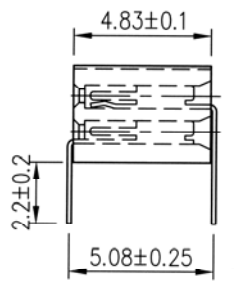
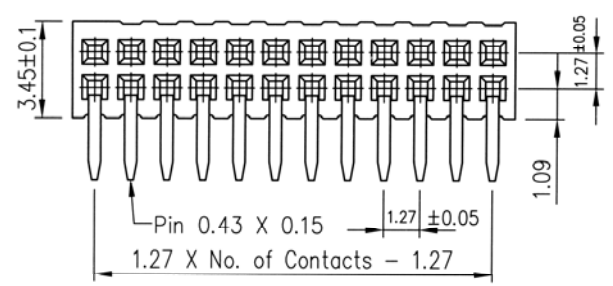
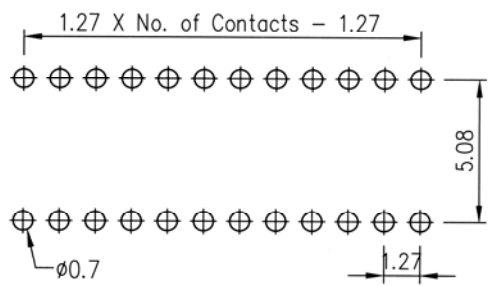
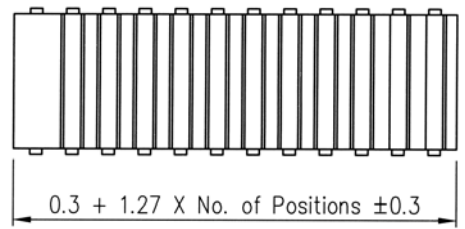


Recommended
PC Board Hole Layout



SPECIFICATIONS

Current rating:	1 amp
Contact material:	Phosphor bronze
Contact plating:	Gold, tin, selective gold
Contact resistance:	20 milliohms max.
Insulation material:	Polyester Nylon 6T, UL94V-0
Insulation resistance:	1,000 megohms min.
Withstanding:	300VAC for 1 min.
Operating temperature:	-40°C to +105°C

Series	Type	Contacts	Contact Plating
CRS	02SE	XX	XX
Female header, 1.27mm pitch	Dual rows, side entry, DIP type	04-80 contacts	GD=Gold TN=Tin SG=Selective gold

RoHS compliant

Rev.	Description	Date	Approved	Drawing	Name	Date
				Approved	Howard	12/04/06
				Checked	Lizzy	12/04/06
				Drawn	Tina	12/04/06
				0.0 ± 0.35	0.00 ± 0.20	Angles ± 3'
				UNIT: mm		

Central Components Manufacturing
 440 Lincoln Blvd., Middlesex, New Jersey 08846
 Phone 732 469-5720 888 288-5152 Fax 732 469-1919

Part No.: **CRS-02SE-XX-XX**

Description: Female header, 1.27mm pitch, side entry, DIP type