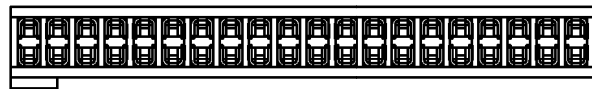
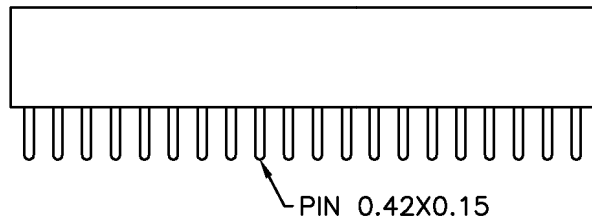
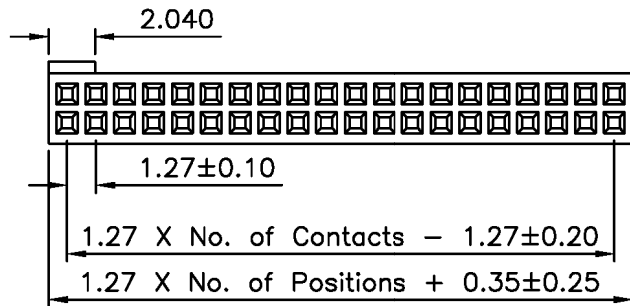
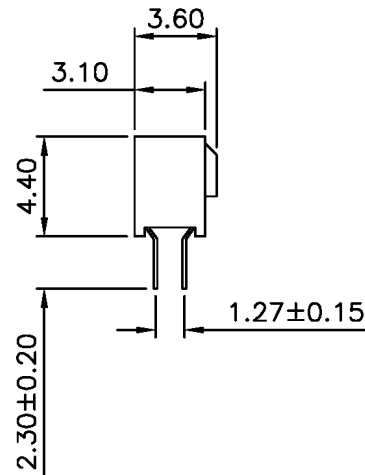
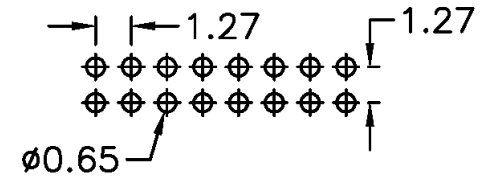


**SPECIFICATIONS**

Current Rating: 1Amp  
 Contact Material: Phosphor Bronze  
 Contact Resistance: 20mΩ Max.  
 Insulation Material: Polyester, UL 94V-0  
 Nylon 6T  
 Insulation Resistance: 1000MΩ Min.  
 Withstanding: 300V AC  
 Operating Temp: -40°C to +105°C

**Recommended P.C.Board  
 Hole Layout**



Series	Rows	Profile	Positions	Finish	Options
CRS	XX	XX	XX	XX	XX
0.05 x 0.05 Receptacle Strip	01=1 Row 02=2 Rows	Blank=4.4mm	Single Row 03-50 Dual Row 06-100	TN=Tin SG=Selective Gold GD=Gold	P=Polarized CP=Centering Pegs SM=Surface Mount

**RoHS compliant**

Rev.	Description	Date	Approved	Drawing	Name	Date
				Approved	Howard	09/07/04
				Checked	Lizzy	09/07/04
				Drawn	Tina	09/07/04
				0.0 ± 0.35	0.00 ± 0.20	Angles ± 3'
				UNIT: mm		

**Central Components Manufacturing**  
 440 Lincoln Blvd., Middlesex, New Jersey 08846  
 Phone 732 469-5720 888 288-5152 Fax 732 469-1919

Part No.: **CRS-02-XX-XX-P**

Description: 1.27 Female Header Dual Row Dip Type Base 4.40H

