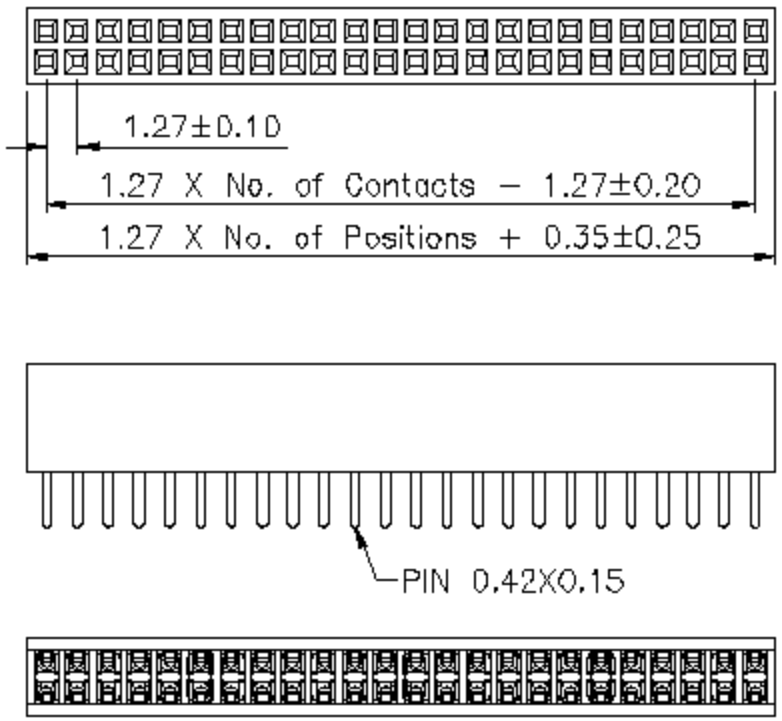

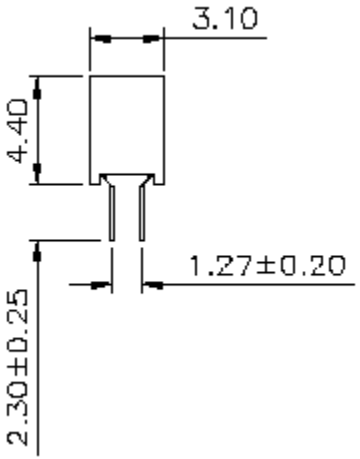

Recommended P.C.Board

Hole Layout

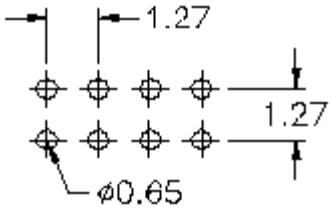

SPECIFICATIONS

Current rating:	1 amp
Contact material:	Phosphor bronze
Contact plating:	Tin or gold
Insulation material:	Polyester (Nylon 6T), UL94V-0
Contact resistance:	20 milliohms max.
Insulation resistance:	1,000 megohms min.
Withstanding:	300VAC for 1 min.
Operating temperature:	-40°C to +105°C

Series	Rows	Contacts	Plating
CRS	XX	XX	XX
Receptacle strip	01=Single row 02=Double row	Single row=1-40 positions Dual row=4-100 positions	GD=Gold TN=Tin

RoHS compliant

Rev.	Description	Date	Approved

Drawing	Name	Date
Approved	Howard	08/10/99
Checked	Lizzy	08/10/99
Drawn	Tina	08/10/99

0.0 ± 0.35 0.00 ± 0.20 Angles ± 3'

UNIT: mm

Central Components Manufacturing
440 Lincoln Blvd., Middlesex, New Jersey 08846
Phone 732 469-5720 888 288-5152 Fax 732 469-1919

Part No.: **CRS-02-XX-A-GD**

Description: Female header, dual rows, DIP type