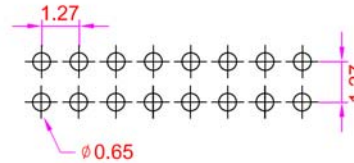
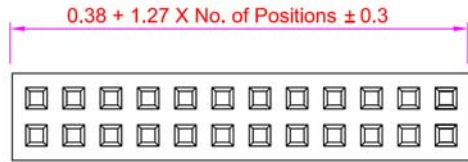
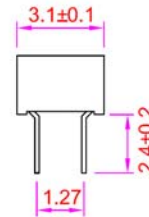
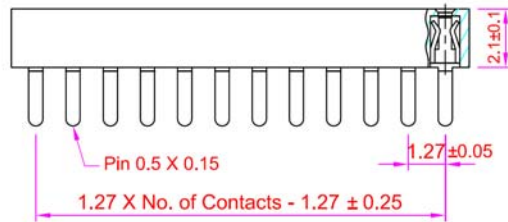


**Recommended  
P.C. Board Hole Layout**



**SPECIFICATIONS**

Current Rating: 1 Amp  
 Contact Material: Phosphor Bronze  
 Contact Plating: Gold Flash standard  
 see options  
 Contact Resistance: 20 m ohms Max.  
 Insulator Material: Polyester, UL94V-0  
 Insulator Resistance: 1000 Megohms min.  
 Withstanding: AC 300V  
 Operating Temp: -40°C ~ +105°C



Series	Rows	Profile	Positions	Tail	Plating	Options
CRS	XX	LPE	XX	A	XX	XX
Receptacle Strip .05" x .05" (1.27mm x 1.27mm)	01=Single 02=Double	LPE=2.1mm Others available	Single row 1-40 Double row 4-100	A=Standard (2.4mm)	TN=Tin SGXX=Selective Gold GDXX=Gold XX=Flash if blank, 10,15,30u"	Blank=none SM=Surface mount

**RoHS compliant**

Rev.	Description	Date	Approved	Drawing	Name	Date
				Approved	Howard	06/29/05
				Checked	Lizzy	06/29/05
				Drawn	Tina	06/29/05
				0.0 ± 0.35	0.00 ± 0.20	Angles ± 3'
						UNIT: mm

**Central Components Manufacturing**  
 440 Lincoln Blvd., Middlesex, New Jersey 08846  
 Phone 732 469-5720 888 288-5152 Fax 732 469-1919

Part No.: **CRS-02-LPE-XX-A-XX-XX**

Description: Female Header P:1.27 x 1.27mm, Dual Row, Straight Type