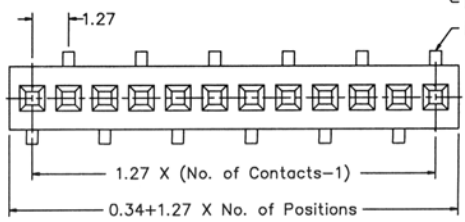
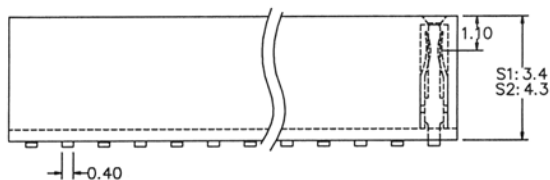


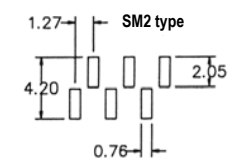
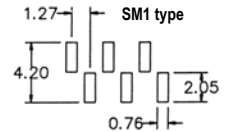
SM1 type



SM2 type



Recommended P.C.Board  
SMD Layout



**SPECIFICATIONS**

- Current rating: 1 amp
- Contact material: Phosphor bronze
- Contact resistance: 20 milliohms max.
- Insulation material: Polyester, UL94V-0
- Insulation resistance: 5,000 megohms min.
- Withstanding: 500VAC for 1 min.
- Operating temperature: -40°C to +105°C

Series	Positions	Profile	Contacts	Tail Length	Plating	Options
CRS	01	XX	XX	A	XX	XX
Receptacle strip, 0.05" x 0.05" pitch	01=Single row	[blank]=4.5mm LP=3.6mm	Single row: 1-40	A=Standard	GDXX=Gold SGXX=Selective gold TN=Tin XX=Flash if blank; 15, 30, 50u"	SMX=Surface mount (see diagram)

RoHS compliant

Rev.	Description	Date	Approved	Drawing	Name	Date
				Approved	Howard	03/28/06
				Checked	Lizzy	03/28/06
				Drawn	Tina	03/28/06
				0.0 ± 0.35	0.00 ± 0.20	Angles ± 3'
				UNIT: mm		

**Central Components Manufacturing**  
 440 Lincoln Blvd., Middlesex, New Jersey 08846  
 Phone 732 469-5720 888 288-5152 Fax 732 469-1919

Part No.: **CRS-01-XX-XX-A-XX-SM**

Description: Female header, single row