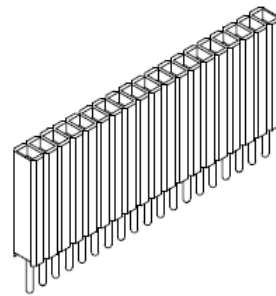


1 2 3 4 5 6 7 8 9

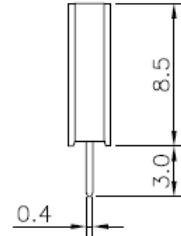
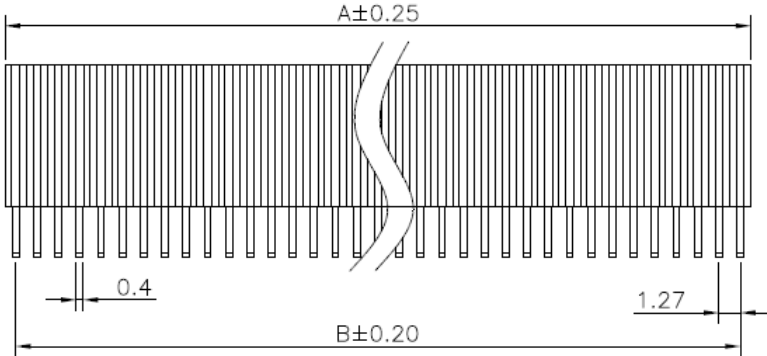
A



SPECIFICATIONS

Current rating: 1 amp
 Contact material: Phosphor bronze
 Contact resistance: 20 milliohms max.
 Insulation material: Polyester, UL94V-0, Nylon 6T
 Insulation resistance: 1,000 megohms min.
 Withstanding: 300VAC/VDC
 Operating temperature: -40°C to +105°C

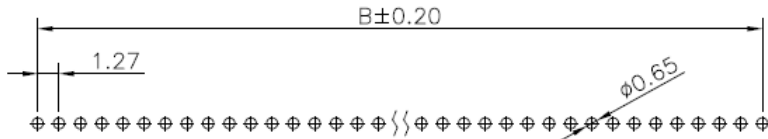
B



C

D

E



P.C. Board Layout

Series	Rows	Profile	Positions	Tail Length	Plating
CRS	XX	HPC	XX	D	XX
Receptacle strip	02=Dual rows 01=Single row	HPC=8.5mm	04-70	D=3.0 (Custom available)	TN=Tin GD=Gold SG=Selective gold

RoHS compliant

Rev.	Description	Date	Approved	Drawing	Name	Date
				Approved	Howard	09/03/04
				Checked	Lizzy	09/03/04
				Drawn	Tina	09/03/04
				0.0 ± 0.35	0.00 ± 0.20	Angles ± 3'
					UNIT: mm	

Central Components Manufacturing
 440 Lincoln Blvd., Middlesex, New Jersey 08846
 Phone 732 469-5720 888 288-5152 Fax 732 469-1919

Part No.: **CRS-01-HPC-XX-D-GD**

Description: Receptacle strip, 1.27*2.54 female, single row, DIP type, base 8.50

A

B

C

D

E

F

G

G

1 2 3 4 5 6 7 8 9