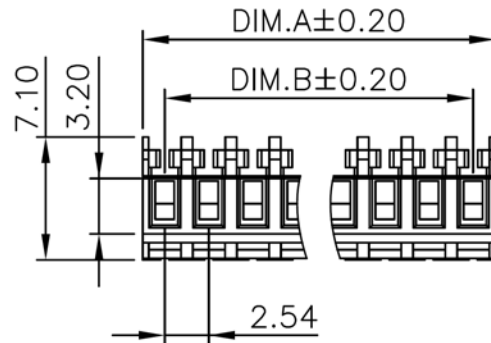


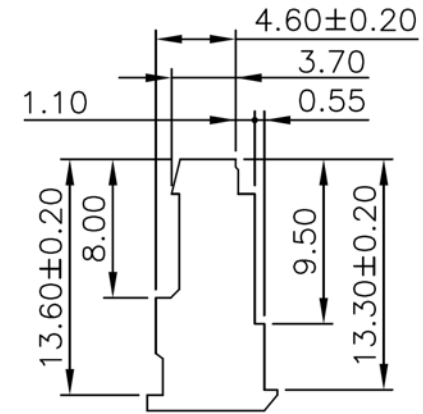
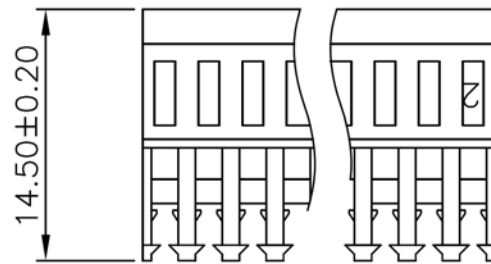
SPECIFICATIONS

Current rating: 3 amps AC/DC
 Voltage rating: 250 VAC
 Contact resistance: 20 milliohms max.
 Housing material: Nylon, UL94V-0
 Insulation resistance: 1000 megohms min.
 Withstanding: 1500 VAC/1-min.
 Operating temp.: -40°C to +105°C
 Terminal retention to housing 6.6 lbs (3.0kg) min.



A=100 X No. positions
 B=100 X No. spaces

Dimensions					
Pin	A	B	Pin	A	B
2	5.08	2.54	15	38.10	35.56
3	7.62	5.08	16	40.64	38.10
4	10.16	7.62	17	43.18	40.64
5	12.70	10.16	18	45.72	43.18
6	15.24	12.70	19	48.26	45.72
7	17.78	15.24	20	50.80	48.26
8	20.32	17.78	21	53.34	50.80
9	22.86	20.32	22	55.88	53.34
10	25.40	22.86	23	58.42	55.88
11	27.94	25.40	24	60.96	58.42
12	30.48	27.94	25	63.50	60.96
13	33.02	30.48	26	66.04	63.50
14	35.56	33.02	27	68.58	66.04
			28	71.12	68.58



Series	Pitch	Wire size	Positions	Options
CMT	XXX	XX	XX	XX
Mass termination IDC type housing	254=0.100" 396=0.156"	22, 24, 26, 28 (254 pitch) 18, 20, 22, 24 (396 pitch)	2-28	[blank]=With ramp no rib FT=Feed thru type NR=No locking ramp V2=UL94V-2 P=Polarizing rib

RoHS compliant

Rev.	Description	Date	Approved	Drawing	Name	Date
A	PNT	03/22/10	Greg	Approved	Howard	8/10/99
				Checked	Lizzy	8/10/99
				Drawn	Tina	8/10/99
				0.0 ± 0.35	0.00 ± 0.20	Angles ± 3'
				UNIT: mm		

Central Components Manufacturing
 440 Lincoln Blvd., Middlesex, New Jersey 08846
 Phone 732 469-5720 888 288-5152 Fax 732 469-1919

Part No.: **CMT-254-XX-XX-XX**

Description: Mass termination connector (Mascon)