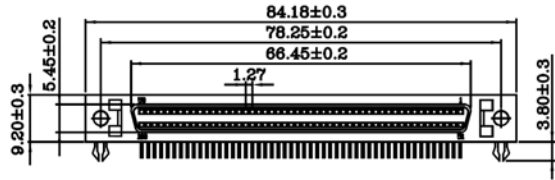
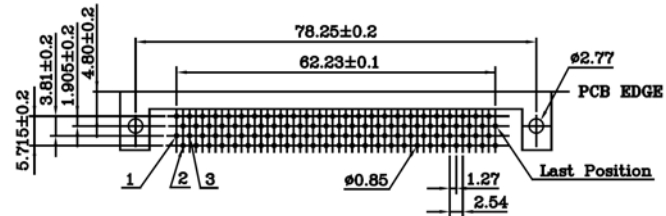
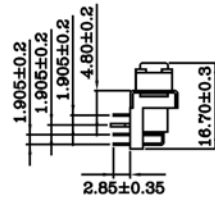
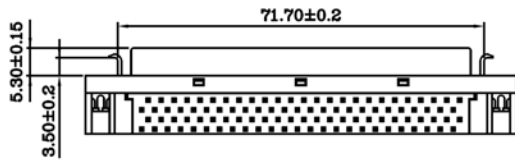


SPECIFICATIONS


Current Rating: 1 Amp
 Contact Material: Phosphor Bronze Gold Plating
 Contact Resistance: 35mΩ Max
 Housing Material: Thermoplastic UL94V-0, Black
 Insulation Resistance: >500MΩ Min
 Front Shell: Steel, Nickel over Copper plating
 Bracket: Steel, Nickel over Copper plating



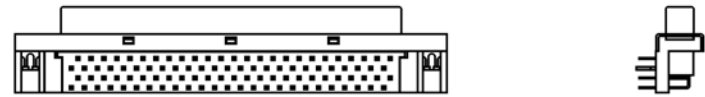
L Type



PCB Layout (B)



S Type



RoHS compliant

Series	No. of Contacts	Gender	Bracket Type	Thread Size	Contact Plating	PCB Layout
CMDR	XX	X	X	X	SGXX	X
1.27mm SCSI header	20, 26, 36, 50, 68, 80, 100, 120	F=Female M=Male	L=Latch type S=Screw type	1=#2-56 (std) 2=#4-40 3=M2.6	SGXX XX=Flash if Blank 5,15,30u"	S=Standard R=Reverse

Rev.	Description	Date	Approved	Drawing	Name	Date
A	PNT	5/6/08	Greg	Approved	Howard	04/02/07
				Checked	Lizzy	04/02/07
				Drawn	Tina	04/02/07
				0.0 ± 0.35	0.00 ± 0.20	Angles ± 3'
				UNIT: mm		

Central Components Manufacturing
 440 Lincoln Blvd., Middlesex, New Jersey 08846
 Phone 732 469-5720 888 288-5152 Fax 732 469-1919

Part No.: **CMDR-100-F-L-X-SGXX-X**

Description: 1.27mm Pin Type 100Pos Receptacle Header, Right Angle Mount