

L Type

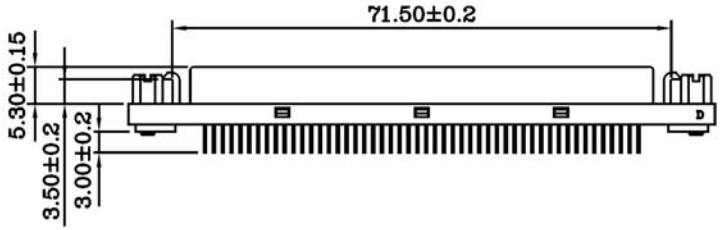

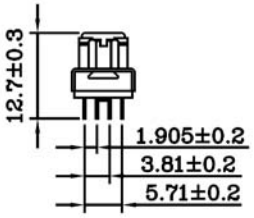

SPECIFICATIONS

Current Rating:	1 Amp
Contact Material:	Phosphor Bronze Gold Plating
Contact Resistance:	35mΩ Max
Housing Material:	Thermoplastic UL94V-0, Black
Insulation Resistance:	>500MΩ Min
Front Shell:	Steel, Nickel over Copper plating
Bracket:	Steel, Nickel over Copper plating
Screw Net:	Copper Alloy

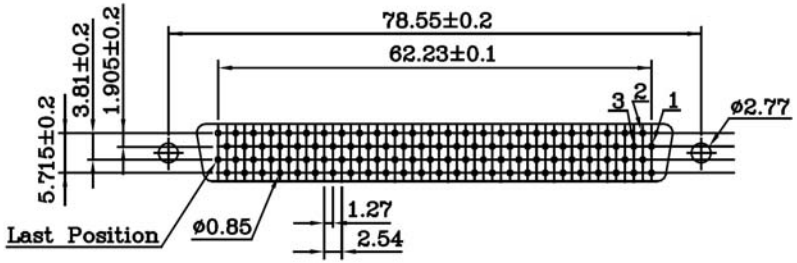

PCB Layout (B)

Series	No. of Contacts	Gender	Bracket Type	Thread Size	Contact Plating	PCB Layout
CMDD	XX	X	X	X	SGXX	X
1.27mm SCSI header	20, 26, 36, 50, 68, 80, 100,120	F=Female M=Male	L=Latch type S=Screw type	1=#2-56 (std) 2=#4-40 3=M2.6	SGXX XX=Flash if Blank 5,15,30u”	S=Standard R=Reverse

RoHS compliant

Rev.	Description	Date	Approved
A	PNT	5/6/08	Greg

Drawing	Name	Date
Approved	Howard	04/02/07
Checked	Lizzy	04/02/07
Drawn	Tina	04/02/07

0.0 ± 0.35 0.00 ± 0.20 Angles ± 3’

UNIT: mm

Central Components Manufacturing
440 Lincoln Blvd., Middlesex, New Jersey 08846
Phone 732 469-5720 888 288-5152 Fax 732 469-1919

Part No.: **CMDD-100-F-L-X-SGXX-S**

Description: 1.27mm Pin Type 100Pos Receptacle Header, Vertical Mount