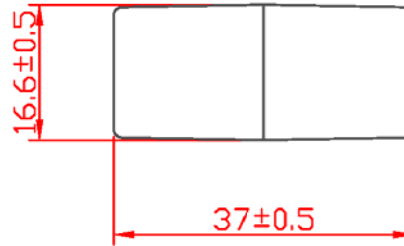


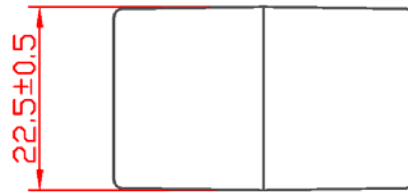
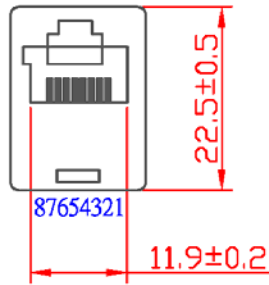
Color	Jack 1	Jack 2	Jack 2 (R version)
Blue	1	1	8
Orange	2	2	7
Black	3	3	6
Red	4	4	5
Green	5	5	4
Yellow	6	6	3
Brown	7	7	2
Gray	8	8	1



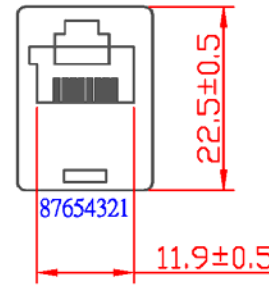
SPECIFICATIONS

Current rating: 1.5 milliamps
 Contact resistance: 20 milliohms max.
 Insulation resistance: 10 megohms min.
 Housing material: ABS HB
 Insert material: ABS HB
 Contact material: Phosphor bronze, $\phi 0.46\text{mm}$
 Contact plating: Gold
 Wire: UL1061, E41396, AWM80°C, VW-1, 300V, 26AWG

J1



J2



RoHS compliant

Series	Size	Contacts	Color	Plating	Options
CLC	X	0X	XX	XX	XX
Modular coupler	4, 6, 8	02, 04, 06, 08	BK=Black (std) WT=White	P1=15 μ " gold P2=30 μ " gold P3=50 μ " gold	[blank]=None KY=Keyed R=Reverse wired

Rev.	Description	Date	Approved	Drawing	Name	Date
				Approved	Howard	08/10/99
				Checked	Lizzy	08/10/99
				Drawn	Tina	08/10/99
				0.0 \pm 0.35	0.00 \pm 0.20	Angles \pm 3'
				UNIT: mm		

Central Components Manufacturing
 440 Lincoln Blvd., Middlesex, New Jersey 08846
 Phone 732 469-5720 888 288-5152 Fax 732 469-1919

Part No.: **CLC-8-08-XX-XX-KY**

Description: Modular coupler, 8P8C