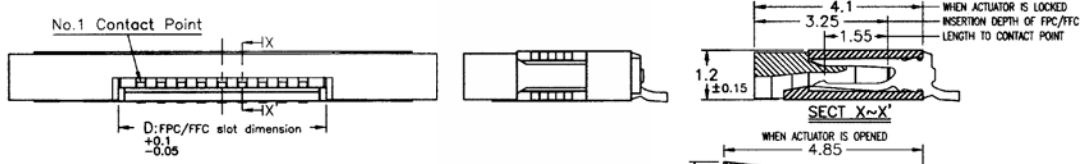
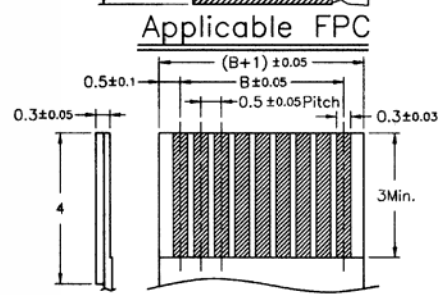
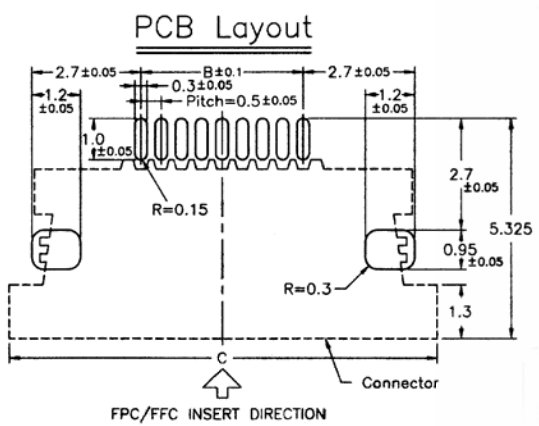


**SPECIFICATIONS**  
 Contact material: Copper alloy  
 Solder pad material: Copper alloy  
 Contact/pad plating: See part number table below  
 Housing material: Thermoplastic  
 Slider material: Thermoplastic



**DIMENSIONS**  
 $A = (\text{No. Pos.} \times 0.5) + 4.75$   
 $B = (\text{No. Pos.} \times 0.5) - 0.5$   
 $C = (\text{No. Pos.} \times 0.5) + 6.0$   
 $D = (\text{No. Pos.} \times 0.5) + 0.6$



Series	Type	Positions	Contacts	Plating
CFC	NB	xx	X	XX
FPC/FFC	0.5mm	4-50	T=Top U=Under	T=Tin over nickel TL=Tin over nickel G1=1μ" gold over nickel G3=3μ" gold over nickel

RoHS compliant

Rev.	Description	Date	Approved	Drawing	Name	Date
				Approved	Howard	05/10/04
				Checked	Lizzy	05/10/04
				Drawn	Tina	05/10/04
				0.0 ± 0.35	0.00 ± 0.20	Angles ± 3'
				UNIT: mm		

**Central Components Manufacturing**  
 440 Lincoln Blvd., Middlesex, New Jersey 08846  
 Phone 732 469-5720 888 288-5152 Fax 732 469-1919

Part No.: **CFC-NB-XX-U-X**

Description: 0.5mm FPC/FFC connector