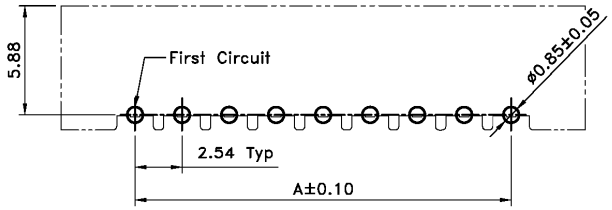

Recommended PCB Layout(Top View)

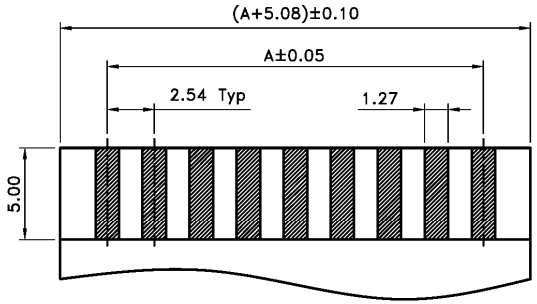

Applicable FPC/FFC Thickness : 0.30 ±0.05

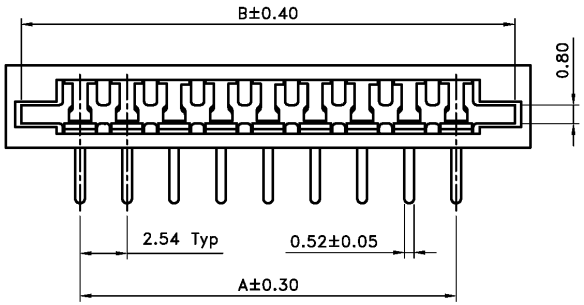

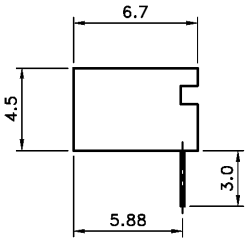

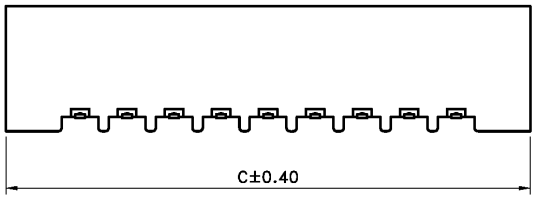

SPECIFICATIONS

Voltage Rating:	250V AC/DC
Current Rating:	1A AC/DC
Contact Material:	Phosphor Bronze, Tin Plated
Contact Resistance:	25mΩ max
Insulator:	PBT UL94V-0
Insulation Resistance:	5000MΩ min
Withstanding:	1000V AC/minute
Temperature Range:	-40ºC to +105ºC

Dimensions			
Poles	A	B	C
2	2.54	8.43	10.54
3	5.08	5.08	13.08
4	7.62	13.51	15.62
5	10.16	16.05	18.16
6	12.70	18.59	20.79
7	15.24	21.13	23.24
8	17.78	23.67	25.78
9	20.32	26.21	28.32
10	22.86	28.75	30.86
11	25.40	31.29	33.40
12	27.94	33.83	35.94
13	30.48	36.37	38.48
14	33.02	38.91	41.02
15	35.65	41.45	43.56
16	38.10	43.99	46.10
17	40.64	46.53	48.64
18	43.18	49.07	53.72
19	45.72	51.60	53.72
20	48.26	54.15	56.26
21	50.80	56.69	58.80
22	53.34	59.23	61.34
23	55.88	61.77	63.88
24	58.42	64.31	66.42
25	60.96	66.85	68.96
26	63.50	69.39	71.50
27	66.04	71.93	74.04

RoHS compliant

Series	Type	Positions	Plating
CFPC	1160R	XX	TN
.100 FFC/FPC Connector	1160R=Side entry 1160=Top entry	02-27	TN=Tin

Rev.	Description	Date	Approved

Drawing	Name	Date
Approved	Howard	1/06/09
Checked	Lizzy	1/06/09
Drawn	Tina	1/06/09

0.0 ± 0.35 0.00 ± 0.20 Angles ± 3'

UNIT: mm

Central Components Manufacturing
440 Lincoln Blvd., Middlesex, New Jersey 08846
Phone 732 469-5720 888 288-5152 Fax 732 469-1919

Part No.: **CFPC-1160R-XX-TN**

Description: 2.54MM Connector Dual Beam Contact