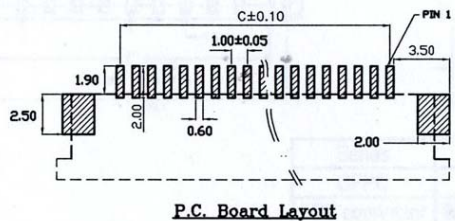


SPECIFICATIONS
 Current Rating: 0.5 Amp
 Contact Material: Copper
 Contact Resistance: 20mΩ max.
 Housing Material: Thermoplastic UL94V-0
 Insulator Resistance: 800MΩ min.
 Actuator Material: Thermoplastic UL94V-0
 Leg Material: Copper
 Withstanding: AC 500V
 Operating Temp: -40C ~ +85C



Series	Pitch	Type	Contacts	Style	Plating
CFPC	050	2434	XX	X	XX
FPC connector	100=1.00mm	2434 type	04-32	R=Right angle V=Vertical U=Upper contacts B=Bottom contacts	TN=Tin

RoHS compliant

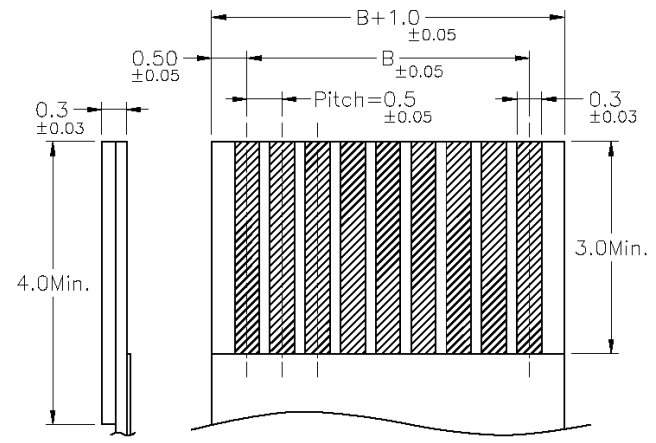
Rev.	Description	Date	Approved	Drawing	Name	Date
				Approved	Howard	09/28/10
				Checked	Lizzy	09/28/10
				Drawn	Tina	09/28/10
				0.0 ± 0.35	0.00 ± 0.20	Angles ± 3'
				UNIT: mm		

Central Components Manufacturing
 440 Lincoln Blvd., Middlesex, New Jersey 08846
 Phone 732 469-5720 888 288-5152 Fax 732 469-1919

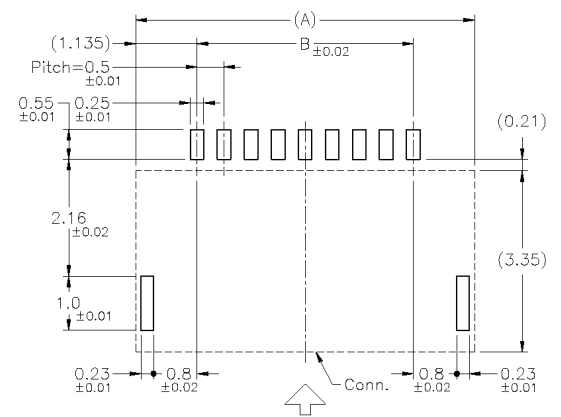
Part No.: **CFPC-100-2434-XX-B-TN**

Description: FFC/FPC Connector 1.0mm ZIF Type

Dimensions									
Pos.	A	B	C	D	Pos.	A	B	C	D
4	3.77	1.5	2.6	3.27	28	15.77	13.5	14.6	15.27
5	4.27	2.0	3.1	3.77	29	16.27	14.0	15.1	15.77
6	4.77	2.5	3.6	4.27	30	16.77	14.5	15.6	16.27
7	5.27	3.0	4.1	4.77	31	17.27	15.0	16.1	16.77
8	5.77	3.5	4.6	5.27	32	17.77	15.5	16.6	17.27
9	6.27	4.0	5.1	5.77	33	18.27	16.0	17.1	17.77
10	6.77	4.5	5.6	6.27	34	18.77	16.5	17.6	18.27
11	7.27	5.0	6.1	6.77	35	19.27	17.0	18.1	18.77
12	7.77	5.5	6.6	7.27	36	19.77	17.5	18.6	19.27
13	8.27	6.0	7.1	7.77	37	20.27	18.0	19.1	19.77
14	8.77	6.5	7.6	8.27	38	20.77	18.5	19.6	20.27
15	9.27	7.0	8.1	8.77	39	21.27	19.0	20.1	20.77
16	9.77	7.5	8.6	9.27	40	21.77	19.5	20.6	21.27
17	10.27	8.0	9.1	9.77	41	22.27	20.0	21.1	21.77
18	10.77	8.5	9.6	10.27	42	22.77	20.5	21.6	22.27
19	11.27	9.0	10.1	10.77	43	23.27	21.0	22.1	22.77
20	11.77	9.5	10.6	11.27	44	23.77	21.5	22.6	23.27
21	12.27	10.0	11.1	11.77	45	24.27	22.0	23.1	23.77
22	12.77	10.5	11.6	12.27	46	24.77	22.5	23.6	24.27
23	13.27	11.0	12.1	12.77	47	25.27	23.0	24.1	24.77
24	13.77	11.5	12.6	13.27	48	25.77	23.5	24.6	25.27
25	14.27	12.0	13.1	13.77	49	26.27	24.0	25.1	25.77
26	14.77	12.5	13.6	14.27	50	26.77	24.5	25.6	26.27
27	15.27	13.0	14.1	14.77					



Applicable FPC



FPC/FPC INSERT DIRECTION

Recommended metal mask pattern

RoHS compliant

Rev.	Description	Date	Approved	Drawing	Name	Date
				Approved	Howard	09/28/10
				Checked	Lizzy	09/28/10
				Drawn	Tina	09/28/10
				0.0 ± 0.35	0.00 ± 0.20	Angles ± 3'
				UNIT: mm		

Central Components Manufacturing
 440 Lincoln Blvd., Middlesex, New Jersey 08846
 Phone 732 469-5720 888 288-5152 Fax 732 469-1919

Part No.: **CFPC-100-2434-XX-B-TN**

Description: FFC/FPC Connector 1.0mm ZIF Type

