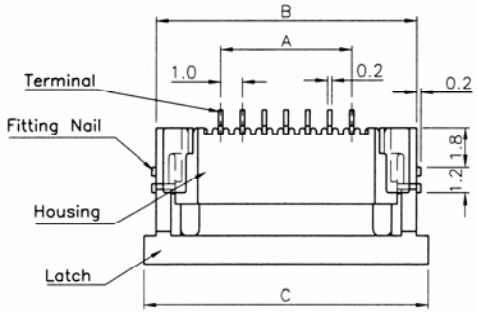

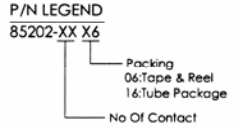

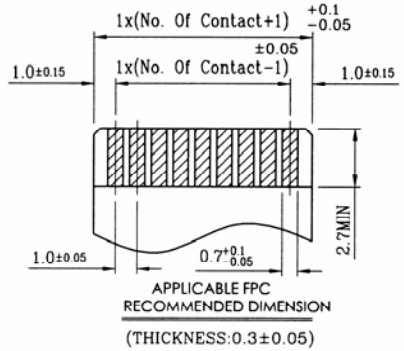

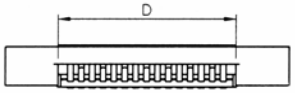

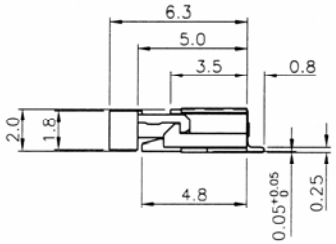

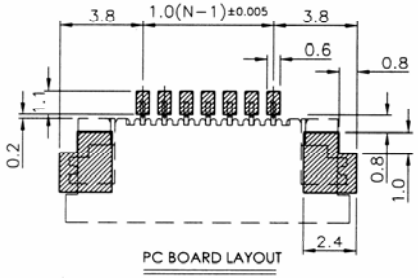

SPECIFICATIONS

Voltage rating:	125VAC/VDC
Current rating:	1 amp AC/DC
Contact resistance:	20 milliohms max.
Withstanding:	500 VAC/rms
Insulation resistance:	100 megohms min.
Operating temperature:	-20°C to +85°C
Housing material:	High temp. nylon, UL94V-0
Actuator material:	PPS, UL94V-0
Terminal material:	Phosphor bronze
Fitting nail material:	Phosphor bronze
Contact plating:	Tin
Packaging:	Embossed tape and reel

FEATURES

- Size 3 to 32 circuits
- For 0.30mm thick FFC/FPC connector
- Low-profile, H=2.0mm

SMT, right-angle, top contact

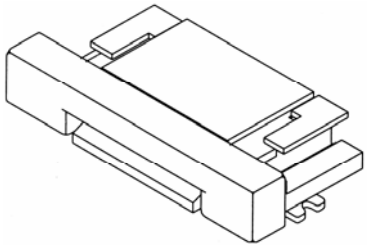

Poles	A	B	C	D	Poles	A	B	C	D	Poles	A	B	C	D	Poles	A	B	C	D
03	2.0	7.9	9.0	4.15	11	10.0	15.9	17.0	12.15	19	18.0	23.9	25.0	20.15	27	26.0	31.9	33.0	28.15
04	3.0	8.9	10.0	5.15	12	11.0	16.9	18.0	13.15	20	19.0	24.9	26.0	21.15	28	27.0	32.9	34.0	29.15
05	4.0	9.9	11.0	6.15	13	12.0	17.9	19.0	14.15	21	20.0	25.9	27.0	22.15	29	28.0	33.9	35.0	30.15
06	5.0	10.9	12.0	7.15	14	13.0	18.9	20.0	15.15	22	21.0	26.9	28.0	23.15	30	29.0	34.9	36.0	31.15
07	6.0	11.9	13.0	8.15	15	14.0	19.9	21.0	16.15	23	22.0	27.9	29.0	24.15	31	30.0	35.9	37.0	32.15
08	7.0	12.9	14.0	9.15	16	15.0	20.9	22.0	17.15	24	23.0	28.9	30.0	25.15	32	31.0	36.9	38.0	33.15
09	8.0	13.9	15.0	10.15	17	16.0	21.9	23.0	18.15	25	24.0	29.9	31.0	26.15					
10	9.0	14.9	16.0	11.15	18	17.0	22.9	24.0	19.15	26	25.0	30.9	32.0	27.15					

Series	Type	Positions	Plating	Options
CFPC	C	XX	XX	XX
FPC connector	1mm R/A top contacts, SMT	03-32	GD=Gold SG=Selective gold TN=Matt tin	[blank]=Tube TR=Tape and reel

RoHS compliant

Rev.	Description	Date	Approved	Drawing	Name	Date
				Approved	Howard	8/10/99
				Checked	Lizzy	8/10/99
				Drawn	Tina	8/10/99
				0.0 ± 0.35	0.00 ± 0.20	Angles ± 3'
				UNIT: mm		

Central Components Manufacturing
440 Lincoln Blvd., Middlesex, New Jersey 08846
Phone 732 469-5720 888 288-5152 Fax 732 469-1919

Part No.: **CFCC-G-XX-XX-XX**

Description: 1mm pitch FFC/FPC ZIF socket