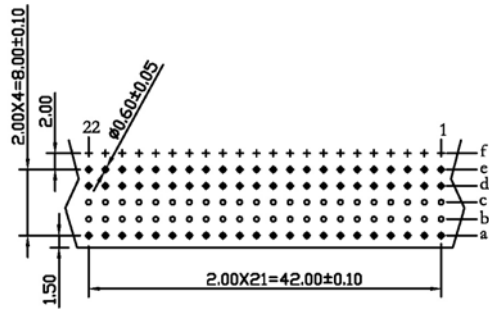
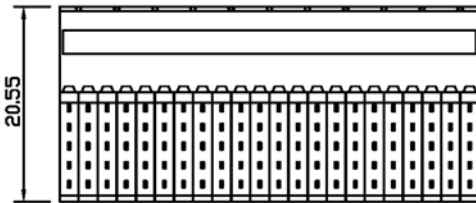


SPECIFICATIONS


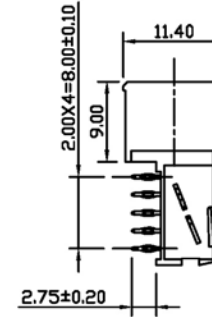
Current Rating: 1 AMP
 Withstanding: AC 750V for 1 min.
 Insulator Resistance: 10000MΩ min. at DC 500V.
 Contact Resistance: 20mΩ max. at DC 100mA.
 Operating Temp.: -55°C ~ +105°C
 Housing Material: 30% Glass filled PBT UL94V-0
 Contact Material: Phosphor Bronze



P.C. Board Layout
(Top View)



Bottom Shielded



Top Shielded

Series	Type	Plating	Options
CFB	72B110	XX	XX
Future Bus	2mm right angle female type B	SGXX=Selective Gold GDXX=Gold XX=10, 30μ"	Blank=None TS=Top Shielded TBS=Top + Bottom Shield

RoHS compliant

Rev.	Description	Date	Approved	Drawing	Name	Date
				Approved	Howard	03/13/08
				Checked	Lizzy	03/13/08
				Drawn	Tina	03/13/08
				0.0 ± 0.35	0.00 ± 0.20	Angles ± 3'
						UNIT: mm

Central Components Manufacturing
 440 Lincoln Blvd., Middlesex, New Jersey 08846
 Phone 732 469-5720 888 288-5152 Fax 732 469-1919

Part No.: **CFB-72B110-XXXX-XX**

Description: Future Bus Connector Female Right Angle Type B