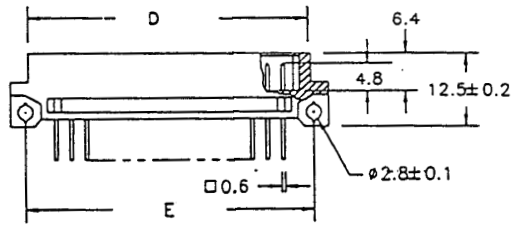
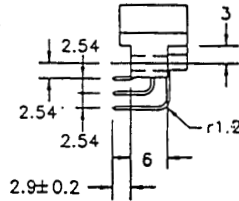


MALE



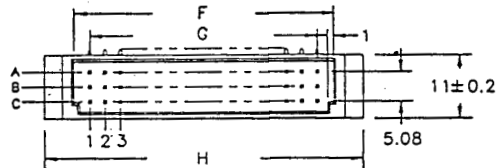
MALE



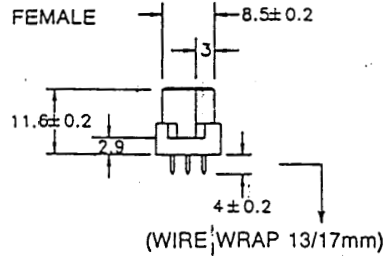
SPECIFICATIONS

Current rating: 1 amp
 Contact material: Brass
 Contact resistance: 30 milliohms max. at DC 100mA
 Housing material: Liquid polymer (LCP), UL94V-0
 Insulator resistance: 1,000 megohms min. at 500VDC
 Withstanding: 1,000VAC for 1 min.
 Operating temperature: -65°C+125°C.

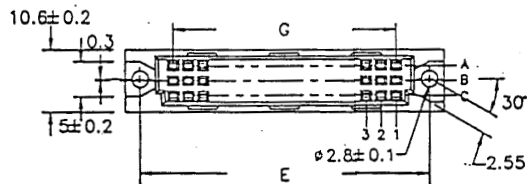
FEMALE



FEMALE



- All mounting types available with boardlocks (BL)
- Straight (A mount) type available in press fit (PF)
- All types available with first mate last break (FMLB)



| Pitch | Pos. | Rows filled | | D | E | F | G | H | Pitch | Pos. | Rows filled | | D | E | F | G | H |
|--------|------|-------------|--------|------|-------|------|-------|------|--------|------|-------------|--------|------|-------|------|-------|------|
| 2.54mm | 32 | A C | Female | 44.4 | 49.36 | — | 38.1 | 54.3 | 5.08mm | 16 | A C | Female | 44.4 | 49.36 | — | 38.1 | 54.3 |
| | 48 | A B C | Male | 47.4 | 48.26 | 44.6 | 38.1 | 53.2 | | 24 | A B C | Male | 47.4 | 48.26 | 44.6 | 38.1 | 53.2 |
| | 64 | A C | Female | 85.0 | 90.00 | — | 78.74 | 95.0 | | 32 | A C | Female | 85.0 | 90.00 | — | 78.74 | 95.0 |
| | 96 | A B C | Male | 88.2 | 88.90 | 85.2 | 78.74 | 94.0 | | 48 | A B C | Male | 88.2 | 88.90 | 85.2 | 78.74 | 94.0 |

| Series | Gender | Mounting | Contacts | Pin Length | Pitch | Loaded Rows | Plating | Type | Options |
|-----------|--|----------|------------------------------|--|----------------------------------|---|---|------------------------------|---|
| CED | X | X | XX | XX | XX | X | SGX | C | XX |
| DIN 41612 | 1-B=Male right angle 2-A=Female straight 1-A=Male straight 2-B=Female right angle | | 16, 24, 32, 48, 64, 96 | A1=2.9mm (M) 4.0mm (F) A2=2.5mm A1(XX)=Custom | B1=.100"(2.54) B2=.200"(5.08) | 1=A 5=A, C 2=B 6=B, C 3=C 7=A, B, C 4=A, B | SG=selective gold 1=30μ" (Level 1) 2=10-20μ" (Level 2) 3=Flash (Level 3) | C type (See also B, Q, R) | PF=Press fit BL=Boardlocks HT=High temp. material FMLB=First mate last break |

RoHS compliant

| Rev. | Description | Date | Approved | Drawing | Name | Date |
|------|-------------|------|----------|------------|-------------|-------------|
| | | | | Approved | Howard | 08/10/00 |
| | | | | Checked | Lizzy | 08/10/00 |
| | | | | Drawn | Tina | 08/10/00 |
| | | | | 0.0 ± 0.35 | 0.00 ± 0.20 | Angles ± 3' |
| | | | | UNIT: mm | | |

Central Components Manufacturing
 440 Lincoln Blvd., Middlesex, New Jersey 08846
 Phone 732 469-5720 888 288-5152 Fax 732 469-1919

Part No.: **CED-X-X-XX-XX-XX-X-C**

Description: DIN 41612, PCB mount, type C