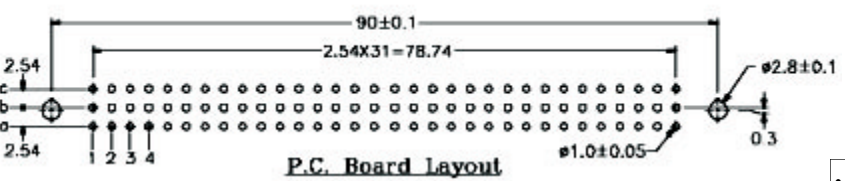
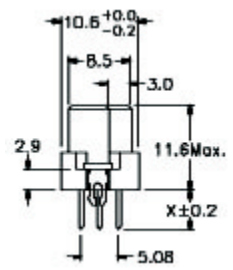
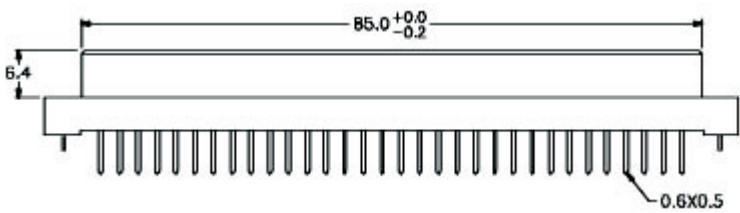


SPECIFICATIONS
 Current rating: 2 amps
 Contact material: Brass
 Contact resistance: 30 milliohms max. at 100 milliamps DC
 Housing material: PBT, 30% glass filled, UL94V-0
 Insulation resistance: 1,000 megohms min. at 500VDC
 Withstanding: 1,000VAC for 1 min.
 Operating temperature: -55°C to +105°C



- All mounting types available with boardlocks (BL)
- Straight (A mount) type available in press fit (PF)
- All types available with first mate last break (FMLB)

Pitch	Position	Rows with contacts
2.54mm	96	a b c
	64	a b -
	64	a - c
	32	a - -

Series	Gender	Mounting	Contacts	Pin Length	Pitch	Loaded Rows	Plating	Type	Options
CED	X	X	XX	XX	XX	X	SGX	C	XX
DIN41612	1-B=Male right angle 2-A=Female straight		32, 64, 96 (see chart)	A1=4.0mm A2=2.5mm A3=13mm (str only) A4=17mm (str only)	B1=2.54mm B2=5.08mm	1=A 4=A+B 5=A+C 7=ABC	SG=Selective gold 1=30µ" (Level 1) 2=10-20µ" (Level 2) 3=Flash (Level 3)	C=C type (See also B, Q & R)	[Blank]=None PF=Press fit BL=Boardlocks HT=High temp. material

RoHS compliant

Rev.	Description	Date	Approved	Drawing	Name	Date
				Approved	Howard	07/10/01
				Checked	Lizzy	07/10/01
				Drawn	Tina	07/10/01
				0.0 ± 0.35	0.00 ± 0.20	Angles ± 3'
				UNIT: mm		

Central Components Manufacturing
 440 Lincoln Blvd., Middlesex, New Jersey 08846
 Phone 732 469-5720 888 288-5152 Fax 732 469-1919

Part No.: **CED-2-A-XX-XX-XX-X-SGX-C-BL**

Description: DIN 41612, C type