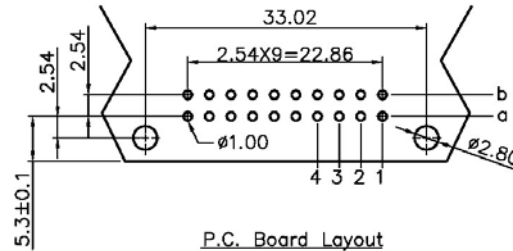
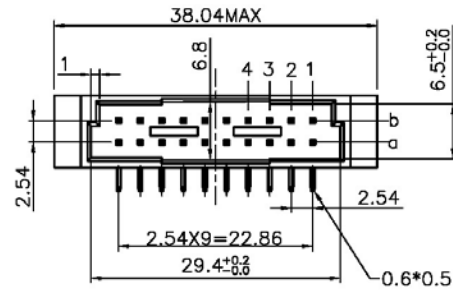


SPECIFICATIONS

Current rating: 2 amps
 Contact material: Brass
 Contact resistance: 30 milliohms max. at 100 milliamps DC
 Housing material: PBT, 30% glass filled, UL94V-0
 Insulation resistance: 1,000 megohms min. at 500VDC
 Withstanding: 1,000VAC for 1 min.
 Operating temperature: -55°C to +105°C
 Processing temp.: 245°C for 5 sec.
 265°C for 3-5 sec. with HT option



P.C. Board Layout
Tolerance: ±0.05

- All mounting types available with boardlocks (BL)
- Straight (A mount) type available in press fit (PF)
- All types available with first mate last break (FMLB)

Pitch	Position	Rows with contacts
2.54mm	20	a b -
	10	a - -

Series	Gender	Mounting	Contacts	Pin Length	Pitch	Loaded Rows	Plating	Type	Options
CED	X	X	XX	XX	XX	X	SGX	B2	XX
DIN41612	1-B=Male right angle 2-A=Female straight		10, 20 (see chart)	A1=2.9mm	B1=2.54mm	1=A 2=B 4=A & B	SG=Selective gold 1=30μ" (Level 1) 2=10-20μ" (Level 2) 3=Flash (Level 3)	B3=B3 type (See also B, B2, Q & R)	[Blank]=None PF=Press fit BL=Boardlocks HT=High temp. material

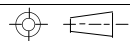
RoHS compliant

Rev.	Description	Date	Approved	Drawing	Name	Date
				Approved	Howard	08/10/99
				Checked	Lizzy	08/10/99
				Drawn	Tina	08/10/99
				0.0 ± 0.35	0.00 ± 0.20	Angles ± 3'

Central Components Manufacturing
 440 Lincoln Blvd., Middlesex, New Jersey 08846
 Phone 732 469-5720 888 288-5152 Fax 732 469-1919

Part No.: **CED-1-B-XX-A1-B1-X-SGX-B3-XX**

Description: DIN 41612, B3 type, male



UNIT: mm