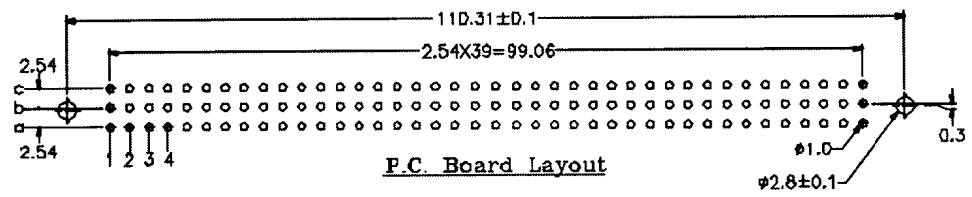
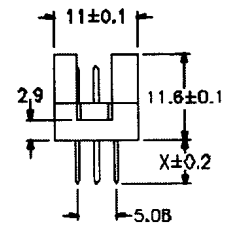
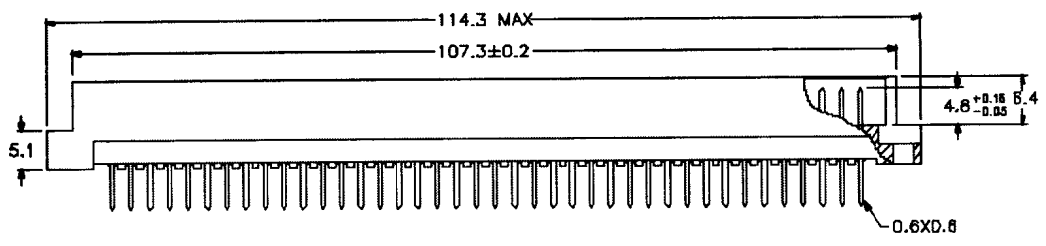


**SPECIFICATIONS**  
 Current rating: 2 amps  
 Contact material: Brass  
 Contact resistance: 30 milliohms max. at 100 milliamps DC  
 Housing material: PBT, 30% glass filled, UL94V-0  
 Insulation resistance: 1,000 megohms min. at 500VDC  
 Withstanding: 1,000VAC for 1 min.  
 Operating temperature: -55°C to +105°C



- All mounting types available with boardlocks (BL)
- Straight (A mount) type available in press fit (PF)
- All types available with first mate last break (FMLB)

**RoHS compliant**

Series	Gender	Mounting	Contacts	Tail Length	Pitch	Loaded Rows	Plating	Type	Options
CED	X	X	XXX	XX	XX	X	SGX	R	XX
DIN41612	1-A=Male straight 2-B=Female right angle		B1: 120, 80, 40 B2: 60, 40, 20	A1=2.9mm A2=2.5mm A1()=Custom	B1=2.54mm B2=5.08mm	1=A 5=A, C (C only) 2=B 6=B, C (C only) 3=C (C only) 7=A, B, C 4=A, B	SG=Selective gold 1=30µ" (Level 1) 2=10-20µ" (Level 2) 3=Flash (Level 3)	R type (See also C, B, Q)	[Blank]=None PF=Press fit BL=Boardlocks HT=High temp. material

Rev.	Description	Date	Approved	Drawing	Name	Date
				Approved	Howard	07/10/02
				Checked	Lizzy	07/10/02
				Drawn	Tina	07/10/02
				0.0 ± 0.35	0.00 ± 0.20	Angles ± 3'
				UNIT: mm		

**Central Components Manufacturing**  
 440 Lincoln Blvd., Middlesex, New Jersey 08846  
 Phone 732 469-5720 888 288-5152 Fax 732 469-1919

Part No.: **CED-1-A-XXX-A1(X)-B1-X-SGX-R-PF**

Description: DIN 41612 connector, R type, 120 pins

