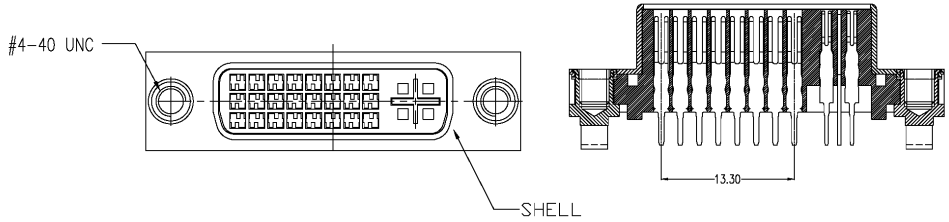

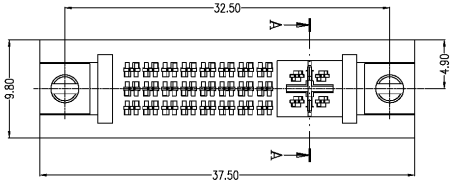

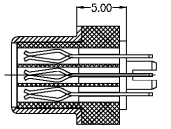

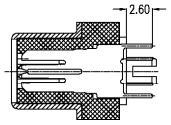

SECT A–A

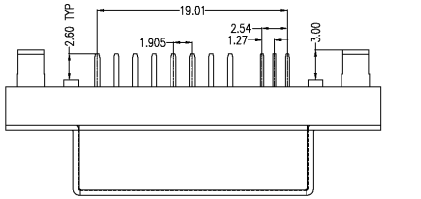

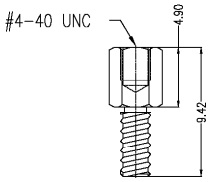

SCREW

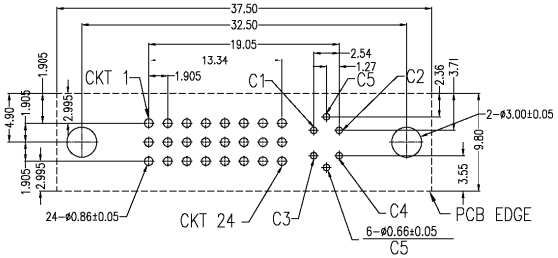

P.C.B. Layout
TOP VIEW

SPECIFICATIONS

Current Rating:	1.5 Amperes Min.
Contact Material:	Brass
Contact Plating:	Gold Plating Over Nickel Tin in Solder Area
Contact Resistance:	20 Millohms Max.
Body Material:	Nylon66 UL94V-0, White
Insulation Resistance:	1000 Megohms Min.
Latch Material:	Nylon66 UL94V-0, White
Shell Material:	SPCC
Shell Plating:	Full Nickel
Shell Resistance:	50 Milliohms Max.
Mating Force:	4.5 KG Max. @ 25 mm/minute
Unmating Force:	1.0 KG Min. and 4.0 KG Max. @25 mm/minute
Durability:	100 Cycles
Withstanding:	500V DC RMS ±50 V,60 HZ
Operating Temp:	-20ºC to +85ºC

Series	Type	Material	Jack Screw
CDVI	V29	XX	XX
DVI Connector	29 Positions Vertical	GDXX=Gold XX=Flash if blank, 15, 30, 50 u" Gold	Blank=With screw NS=No screw

RoHS compliant

Rev.	Description	Date	Approved

Drawing	Name	Date
Approved	Howard	03/05/06
Checked	Lizzy	03/05/06
Drawn	Tina	03/05/06
0.0 ± 0.35	0.00 ± 0.20	Angles ± 3'
	UNIT: mm	

Central Components Manufacturing
440 Lincoln Blvd., Middlesex, New Jersey 08846
Phone 732 469-5720 888 288-5152 Fax 732 469-1919

Part No.: **CDVI-V29-XX-XX**

Description: DVI Vertical 29 Pin Connector 180º