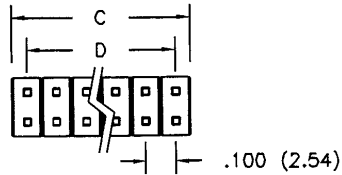
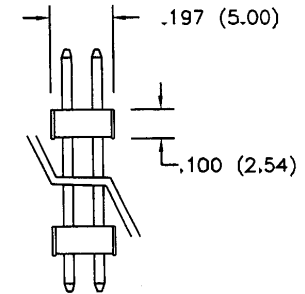
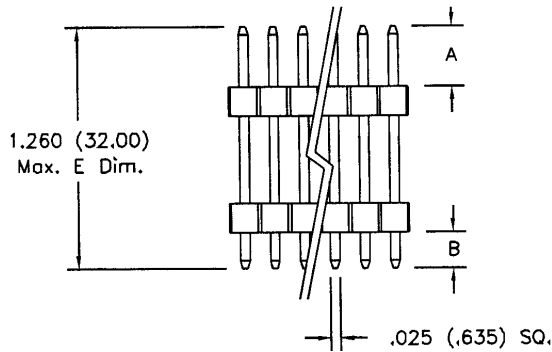


SPECIFICATIONS

Current rating: 5 amps
 Operating voltage: 250 VAC
 Insulator material: PBT, glass reinforced, UL94V-0
 Contact material: Phosphor bronze
 Contact plating: Tin, gold or duplex
 Contact resistance: 10 milliohms max.
 Insulator resistance: 5,000 megohms min
 Withstanding: 1,000 VAC
 Operating temperature: -55°C to +125°C



C=0.100 X No. of positions
 D=C-0.100

RoHS compliant

Series	No. of Rows	Type	No. of Pins	Pin Length (Inches)	Plating
CDPH	X	XX	XX	(A/B/E)	XX
Pin header, dual insulator 2.54mm pitch	2=Dual rows 1=Single row	Blank=Straight SM=Surface mount RA=Right Angle	1-40 (single row) 2-80 (double row)	See diagram for A,B and E Dimensions	GDXX=Gold XX=Flash if blank, TN=Tin 03, 05, 10, 15, SGXX=Selective 30μ" Gold

Rev.	Description	Date	Approved	Drawing	Name	Date
				Approved	Howard	08/10/99
				Checked	Lizzy	08/10/99
				Drawn	Tina	08/10/99
				0.0 ± 0.35	0.00 ± 0.20	Angles ± 3'
				UNIT: mm		

Central Components Manufacturing
 440 Lincoln Blvd., Middlesex, New Jersey 08846
 Phone 732 469-5720 888 288-5152 Fax 732 469-1919

Part No.: **CDPH-2-B-ST-XX-CS(A/B/E)-XX**

Description: Dual insulator pin header