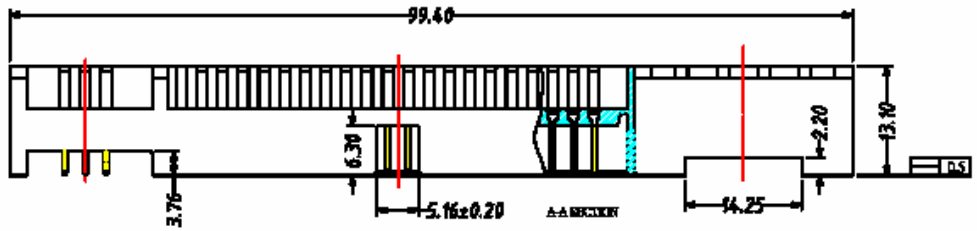

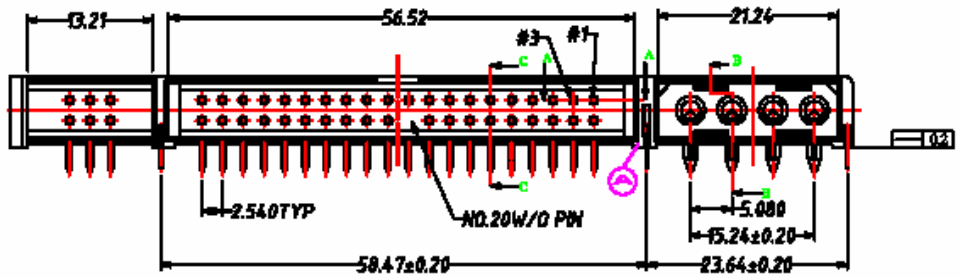

SPECIFICATIONS

Current rating:	1 amp DC (signal) max. 5 amps DC (power) max.
Power contact:	Brass
Contact plating:	Tin 120μ" min. over nickel 50μ"
Insulator material:	PBT+glass fiber, UL94V-0, black
Board lock:	Phosphor bronze, tin plate
Solder tail:	Brass
Solder tail finish:	Tin 100μ" over nickel 50μ"
Contact resistance:	20 milliohms max. (signal and power)
Insulation resistance:	1000 megohms min.
Withstanding:	500VAC (signal) 1000VAC (power) for 1 min.
Temperature range:	-45°C to +105°C

RETENTION FORCE

Signal pin (#19st)	6.5 Kgf min.
Signal pin (others):	0.7 Kgf min.
Power pin:	2.5 Kgf min.

P.C.B BOARD LAYOUT

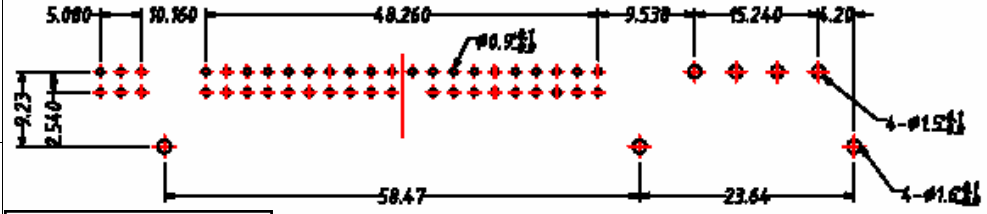

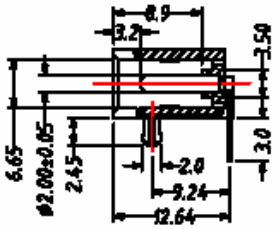

B-B SECTION

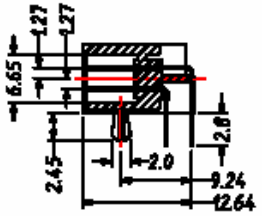

C-C SECTION

RoHS compliant

Rev.	Description	Date	Approved	Drawing	Name	Date
				Approved	Howard	08/10/99
				Checked	Lizzy	08/10/99
				Drawn	Tina	08/10/99
				0.0 ± 0.35	0.00 ± 0.20	Angles ± 3'
				UNIT: mm		

Central Components Manufacturing
440 Lincoln Blvd., Middlesex, New Jersey 08846
Phone 732 469-5720 888 288-5152 Fax 732 469-1919

Part No.: **CCHDC-01-E**

Description: Three-in-one connector