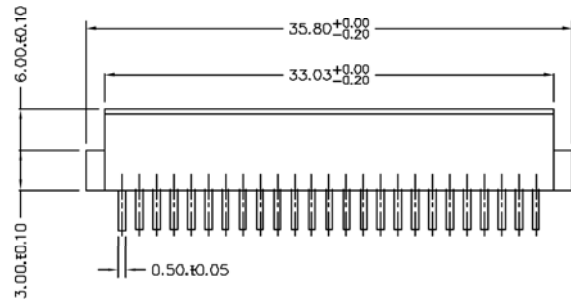
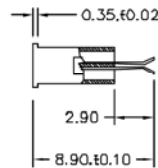
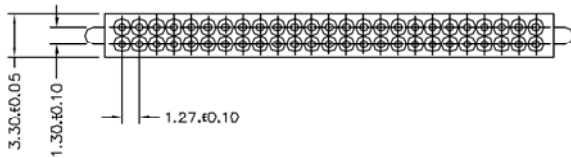


Recommended PC Board Layout

SPECIFICATIONS

Current Rating: 0.5A
 Material: Glass Filled LCP, UL94V-0, Black
 Contact: Copper Alloy
 Underplate: 30u" Nickel
 Wiping Area: 10u" Gold
 Solder Tails: 100u" Tin
 Insulation Resistance: >1x10⁹ ohm at 500 Vdc
 >1x10⁸ ohm at 500 Vdc
 Withstanding: 500 Vrms
 Temperature Range: -10C to +70C



Series	Style	Position	Plating	PCB Thickness
CCF	RFA1	50	GD10	A
Compact Flash Connector	RFA1 Style	50 Positions	GD10=10u" Gold	A=.40mm

RoHS compliant

Rev.	Description	Date	Approved	Drawing	Name	Date
				Approved	Howard	08/10/99
				Checked	Lizzy	08/10/99
				Drawn	Tina	08/10/99
				0.0 ± 0.35	0.00 ± 0.20	Angles ± 3'
						UNIT: mm

Central Components Manufacturing
 440 Lincoln Blvd., Middlesex, New Jersey 08846
 Phone 732 469-5720 888 288-5152 Fax 732 469-1919

Part No.: **CCF-RFA1-50-GD10-A**

Description: CF Card 50 Pin Connector