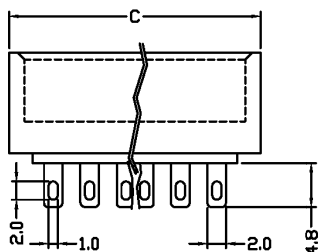


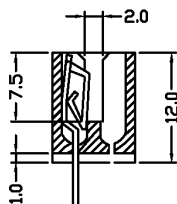
SPECIFICATIONS

Voltage rating: 500V for 1 min.
 Current rating: 3 amps
 Contact material: Phosphor bronze or brass
 Contact plating: Gold over nickel
 Insulator material: PBT+30% glass fiber, UL94V-0
 Contact resistance: 20 milliohms max.
 Insulation resistance: 5000 megohms min. at 500VDC
 Temperature range: -40°C to +105°C

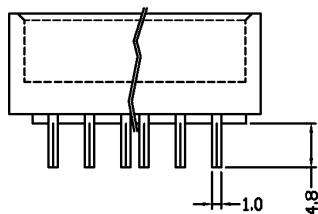
Dimensions			
Circuits	A	B	C
5	15.84	24.06	27.40
6	19.80	28.02	31.36
8	27.72	35.94	39.28
10	35.64	43.86	47.20
12	43.56	51.78	55.12
13	47.52	55.74	59.08
14	51.48	59.70	63.04
15	55.44	63.66	67.00
16	59.40	67.62	70.96
18	67.32	75.54	78.88
20	75.24	83.46	86.80
22	83.16	91.38	94.72
23	87.12	95.34	98.68
25	95.04	103.26	106.60
28	106.92	115.14	118.48
30	114.84	123.06	126.40
31	118.80	127.02	130.36
32	122.76	130.98	134.32
35	134.64	142.86	146.20
36	138.60	146.82	150.16



SOLDER TYPE



Available With
Mounting Ears



DIP TYPE

Series	Type	Positions	Options
CCE-B	KSLX	XX	XX
3.96mm Pitch Card Edge Connector	KSLD=Dual Row W=3.96 KSLE=Dual Row W=5.08 KSLF=Solder Tab W=3.96 KSLS=Single Row DIP KSLT=Single row solder tab	10-86 (except KSLs= 5-43)	Blank=w/ mounting ears NE=No ears

RoHS compliant

Rev.	Description	Date	Approved	Drawing	Name	Date
				Approved	Howard	08/10/99
				Checked	Lizzy	08/10/99
				Drawn	Tina	08/10/99
				0.0 ± 0.35	0.00 ± 0.20	Angles ± 3'
				UNIT: mm		

Central Components Manufacturing
 440 Lincoln Blvd., Middlesex, New Jersey 08846
 Phone 732 469-5720 888 288-5152 Fax 732 469-1919

Part No.: **CCE-B-KSLX-XX-NE**
 Description: 3.96mm pitch card edge connector, no mounting ears