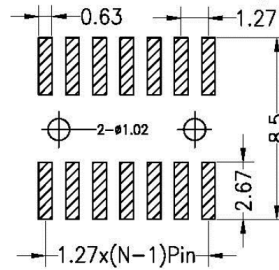
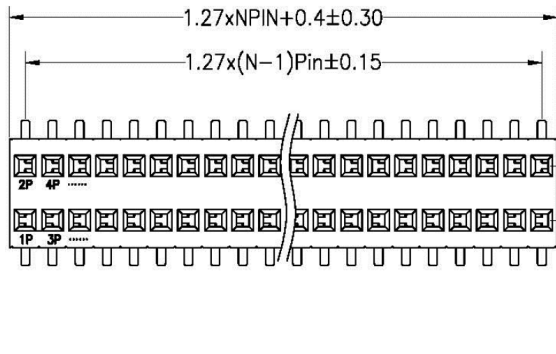
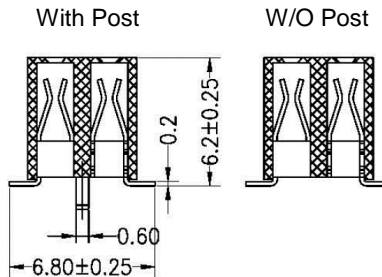
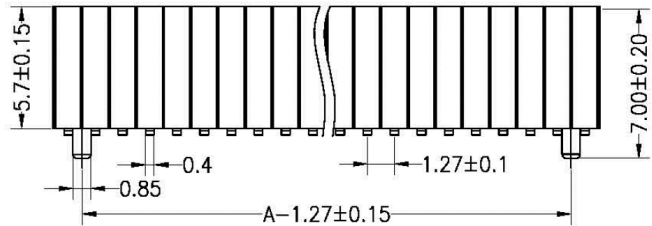


Recommended P.C.B Layout(Top Side)
(PCB BOARD TOLERANCE±0.05)



SPECIFICATIONS

- Rated Current: 1.0Amp
- Contact Resistance: 20mΩ Max
- Withstanding Voltage: 500V AC/DC
- Insulation Resistance: 1000MΩ Min.
- Contact Material: Phosphor Bronze
- Contact Plating: Au over Ni
- Insulator Material: Polyester UL94V-0
- Standard: PA6T
- Max Processing Temp: 230C for 30-60 seconds
260C for 10 seconds
- Operating Temp: -40C to +105C



Series	Rows	Style/Profile	Positions	Material	Plating	Options
CARS	0X	HPD	XX	X	XX	XX
.050" pin X .100" row Spacing Receptacle Strip	01=Single St 02=Dual St	Vertical, 5.7mm Profile	02-40 (01) 04-80 (02)	Blank=PA6T (std) P=PBT L=LCP B=PA66 D=PA46	TN=Tin SG=Selective Gold GDXX=Gold XX=Flash if blank, 5, 10, 15, 30u"	SM=Surface Mount CP=Centering Post

RoHS compliant

Rev.	Description	Date	Approved	Drawing	Name	Date
				Approved	Howard	02/25/14
				Checked	Lizzy	02/25/14
				Drawn	Tina	02/25/14
				0.0 ± 0.35	0.00 ± 0.20	Angles ± 3'
				UNIT: mm		

Central Components Manufacturing
440 Lincoln Blvd., Middlesex, New Jersey 08846
Phone 732 469-5720 888 288-5152 Fax 732 469-1919

Part No.: **CARS-02-HPD-XX-X-XX-XX**

Description: .050" pin by .100" row spacing vertical mount receptacle strip