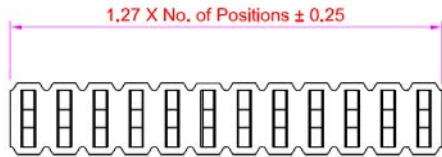
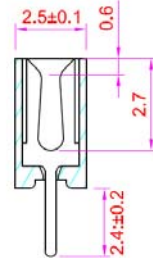
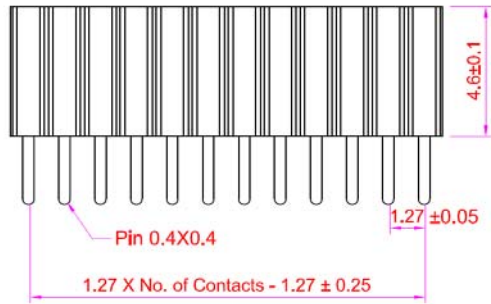


**Recommended
P.C. Board Hole Layout**



SPECIFICATIONS

Current Rating: 1 Amp
 Insulator Resistance: 1000 Megohms Min.
 Contact Resistance: 20m ohms max.
 Withstanding: AC 300V
 Contact Material: Phosphor Bronze
 Insulator Material: Polyester, UL94V-0 Nylon 9T
 Contact Plating: Gold Flash (std)
 Operating Temp: -40C ~ +105C



Series	Rows	Profile	Tail	Positions	Plating
CARS	01W	XX	X	XX	XX
.050 pitch Receptacle Strip	Wide Profile 01W=Single 2.4mm 02W=Dual 5.0mm	Blank=4.6mm (std) HPC=8.5mm	S=2.4mm (std) L=3.0mm	Single: 02-50 Dual: 04-100	TN=Tin SGXX=Selective Gold GDXX=Gold XX=Flash if blank, 10, 15, 30u"

RoHS compliant

Rev.	Description	Date	Approved	Drawing	Name	Date
				Approved	Howard	10/15/07
				Checked	Lizzy	10/15/07
				Drawn	Tina	10/15/07
				0.0 ± 0.35	0.00 ± 0.20	Angles ± 3'
					UNIT: mm	

Central Components Manufacturing
 440 Lincoln Blvd., Middlesex, New Jersey 08846
 Phone 732 469-5720 888 288-5152 Fax 732 469-1919

Part No.: **CARS-01W-XX-S-XX-XX**

Description: .050" (1.27mm) pitch female straight header