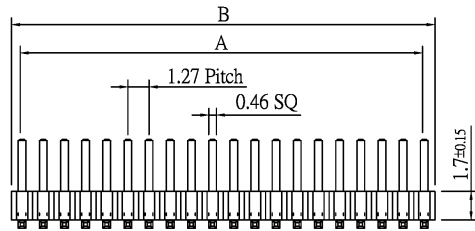
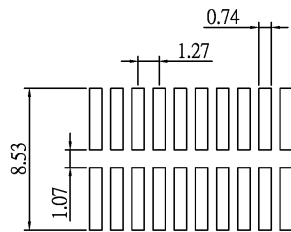
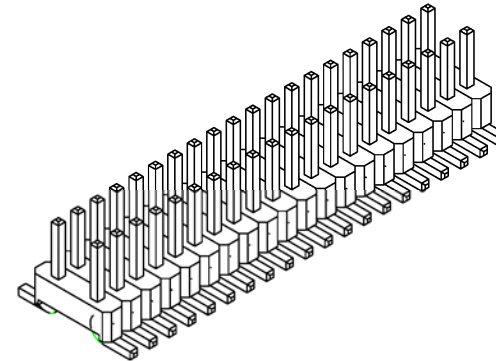
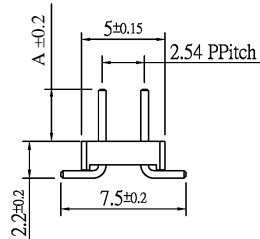


SPECIFICATIONS

Contact Material: Brass
 Insulator Material: Nylon 6T
 Finish: Gold flash plated over nickel



$A = 1.27 * (\text{NO of Spaces} - 1)$
 $B = A + 1.27 \pm 0.3$



P.C.Board Layout

Series	Rows	Type	Position	Contact Length (A)	Plating
CAPH	2	XX	XX	XX	XX
.050 x .100 Pin Header	2=Dual Row	Blank=Straight RA=Right Angle SM=Surface Mount	02-80	SD=Standard .157 CS=Custom Length	TN=Tin SG=Selective Gold GD=Gold

RoHS compliant

Rev.	Description	Date	Approved	Drawing	Name	Date
				Approved	Howard	5/13/08
				Checked	Lizzy	5/13/08
				Drawn	Tina	5/13/08
				0.0 ± 0.35	0.00 ± 0.20	Angles ± 3'
				UNIT: mm		

Central Components Manufacturing
 440 Lincoln Blvd., Middlesex, New Jersey 08846
 Phone 732 469-5720 888 288-5152 Fax 732 469-1919

Part No.: **CAPH-2-SM-XX-CS(A)-XX**

Description: Pin Header, .05" Pin Spacing by .100" Row Spacing, .018 Pin Thickness