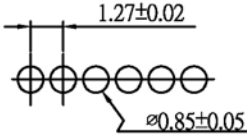
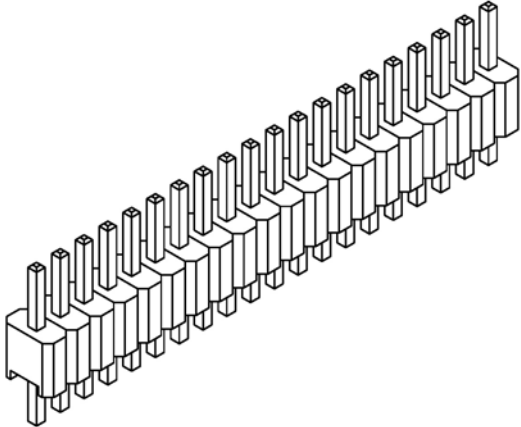
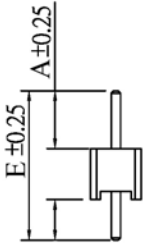
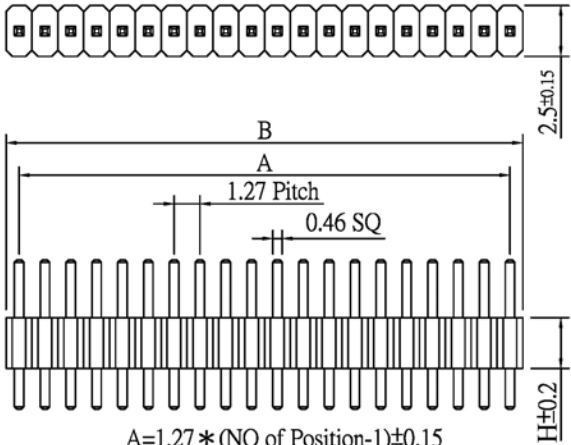


SPECIFICATIONS

Contact Material: Brass
 Insulator Material: Nylon 6T
 Finish: Gold flash over Nickel



P.C.Board Layout



A=1.27 * (NO of Position-1)±0.15
 B=A+1.27±0.3
 Insulator height options "T" : 1.4mm,1.7mm,2.5mm.

Series	Rows	Height (H)	Type	Positions	Pin Length	Plating
CAPH	X	X	XX	XX	XX	XX
Pin Header .05 x .100	2=Dual Row 1=Single Row	Blank=.100" (2.54mm) C=.067" (1.70mm) G=.055" (1.4mm)	ST=Straight RA=Right Angle SM=Surface Mount	01-40 Single Row 02-80 Double	SD=.236/.454 CS=Custom Specified Length (A/E)	TN=Tin SGXX=Selective Gold GDXX=Gold XX=Flash if blank, 3,5,10,15,30

RoHS compliant

Rev.	Description	Date	Approved	Drawing	Name	Date
				Approved	Howard	01/14/09
				Checked	Lizzy	01/14/09
				Drawn	Tina	01/14/09
				0.0 ± 0.35	0.00 ± 0.20	Angles ± 3'
					UNIT: mm	

Central Components Manufacturing
 440 Lincoln Blvd., Middlesex, New Jersey 08846
 Phone 732 469-5720 888 288-5152 Fax 732 469-1919

Part No.: **CAPH-1-X-ST-XX-SD-XX**

Description: 1.27X2.54 Pin Header Straight Single Row